

Polen Global Growth

Separately Managed Account - December 2021

Investment Objective

Our Global Growth strategy seeks to achieve long-term growth by building a concentrated portfolio of outstanding global businesses with competitive advantages and the potential for sustained superior growth.

Why Invest in Polen Global Growth?

- Global growth fund with a strong emphasis on sustainable earnings growth
- Concentrated portfolio of approximately 30 high-quality growth companies
- Focus on companies with high returns on capital and double-digit total returns
- Low portfolio turnover with long-term holding periods

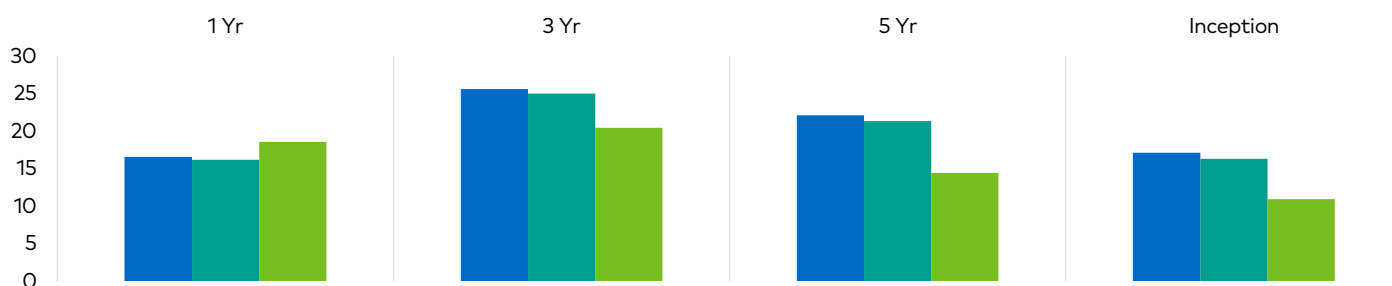
Product Profile

Inception Date	01-01-2015
Strategy Assets*	\$7.0B
Number of Holdings	25-35
Style	Growth
Benchmark	MSCI ACWI

A High Conviction & Quality Approach

We believe that consistent earnings growth is the primary driver of intrinsic value and long-term stock appreciation. We seek to invest in companies with a durable earnings profile driven by a sustainable competitive advantage, superior financial strength, sound ESG practices, proven management teams and powerful products/services. By thinking and investing like a business owner and taking a long-term investment approach, we believe we can preserve capital and provide stability across market cycles.

Seeks Growth & Capital Preservation (Performance (%) as of 12-31-2021)



	Qtr	YTD	1 Yr	3 Yr	5 Yr	Inception
Polen Global Growth (Gross)	7.37	16.52	16.52	25.57	22.06	17.09
Polen Global Growth (Net)	7.26	16.13	16.13	24.97	21.29	16.28
MSCI ACWI	6.67	18.54	18.54	20.39	14.40	10.89

The performance data quoted represents past performance and does not guarantee future results. Current performance may be lower or higher. Periods over one-year are annualized.

*Preliminary assets as of 12-31-2021.

Top Ten Holdings (% of Portfolio)

Microsoft Corp	8.75
Alphabet Inc	8.40
ICON PLC	6.66
Visa Inc	5.94
Adobe Inc	5.80
Accenture PLC	5.39
Abbott Laboratories	4.89
Mastercard Inc	4.63
Autodesk Inc	4.57
Siemens Healthineers AG	4.00
Total	59.03

Portfolio Statistics*

	Global Growth	MSCI ACWI
Alpha	7.01	-
Beta	0.87	1.00
Sharpe Ratio	1.21	0.71
Upside Capture	111.81%	-
Downside Capture	81.05%	-
Information Ratio	1.03	-
Standard Deviation	13.47%	14.20%

Experience in High Quality Growth Investing



Damon Ficklin

Head of Team, Portfolio Manager & Analyst
19 years of experience



Jeff Mueller

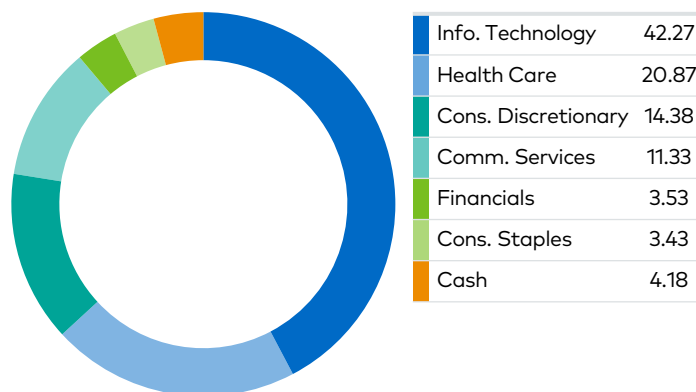
Portfolio Manager & Analyst
7 years of experience

All data as of 12-31-2021 unless otherwise noted. *Since inception.

Going Beyond with Polen Capital

Polen Capital is a team of experienced investment industry professionals who share an unwavering commitment to our clients, investors, community and each other. We have been dedicated to serving investors by providing concentrated portfolios of the highest-quality companies for more than three decades. At Polen Capital, we have built a culture of results, and in this, an inherent belief in going beyond what's expected for the people and communities we serve.

GICS Sector Exposure (% of Portfolio)

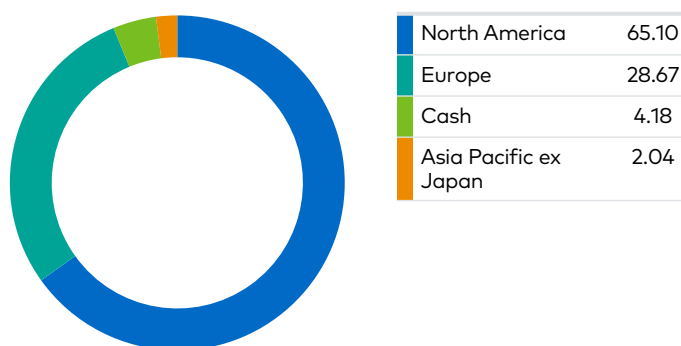


Portfolio Characteristics⁺

Weighted Average Market Cap	\$651.2B
Est. 3-5 Year Earnings Growth	18.8%
Net Debt / FCF ex lease	0.8%
P/E Forward (12m)	32.2x
Return on Invested Capital	20.4%
Active Share	86.2%
Annual Turnover*	15.6%

*In an effort to avoid distorting aggregate portfolio characteristics, the weighted average portfolio calculations exclude an individual financial ratio that has a negative denominator or an outlier value (e.g., greater than 100x or 100%, less than 0%) which we view as not representative of the ongoing underlying economics of the business, likely due to transitory issues or GAAP accounting limitations. Additional information is available upon request.

Region Exposure (% of Portfolio)



We believe that an important part of growing our clients' assets also includes preserving it. To ensure this, we adhere to a time-tested process of researching and analyzing the highest-quality companies around the globe—selecting only the best to build highly concentrated portfolios. Then, we invest for the long haul and with a business owner's mindset—giving these companies time to grow.

Polen Capital Management, LLC is an independent registered investment advisor.

Polen Capital claims compliance with Global Investment Performance Standards (GIPS). GIPS® is a registered trademark of CFA Institute. CFA Institute does not endorse or promote this organization, nor does it warrant the accuracy or quality of the content contained herein. This presentation is supplemental information to the fully compliant composite performance disclosure available at www.polencapital.com.

All performance is calculated in U.S. Dollars. Past performance is not indicative of future results. Returns are presented gross and net of management fees and include the reinvestment of all income.

The MSCI ACWI Index is a market capitalization weighted equity index that measures the performance of large and mid-cap segments across developed and emerging market countries. The index is maintained by Morgan Stanley Capital International.

Holdings are subject to change. The top holdings, as well as other data, are as of the period indicated and should not be considered a recommendation to purchase, hold, or sell any particular security. There is no assurance that any

of the securities noted will remain in a portfolio at the time you receive this fact sheet. Actual holding and percentage allocation in individual client portfolios may vary and are subject to change. It should not be assumed that any of the holdings discussed were or will prove to be profitable or that the investment recommendations or decisions we make in the future will be profitable. A list of all securities held in this portfolio in the prior year is available upon request.

Active Share: Active share is a measure of the percentage of stock holdings in a manager's portfolio that differ from the benchmark index. **Average Weighted Market Cap:** a weighted average of the price of each security multiplied by the number of shares outstanding all the securities in the portfolio. **Estimated 3-5 Year EPS Growth:** a Polen Capital estimate of projected long-term earnings growth rates. **Long-Term Debt/Capital:** denotes the weighted average of each security's long-term debt divided by the total capital of the security. **P/E Forward:** denotes the weighted harmonic average of all the P/E's of the securities in the fund's portfolio. **Return on Invested Capital:** assesses a company's efficiency at allocating the capital and is measured by operating profit after taxes divided by investment capital.