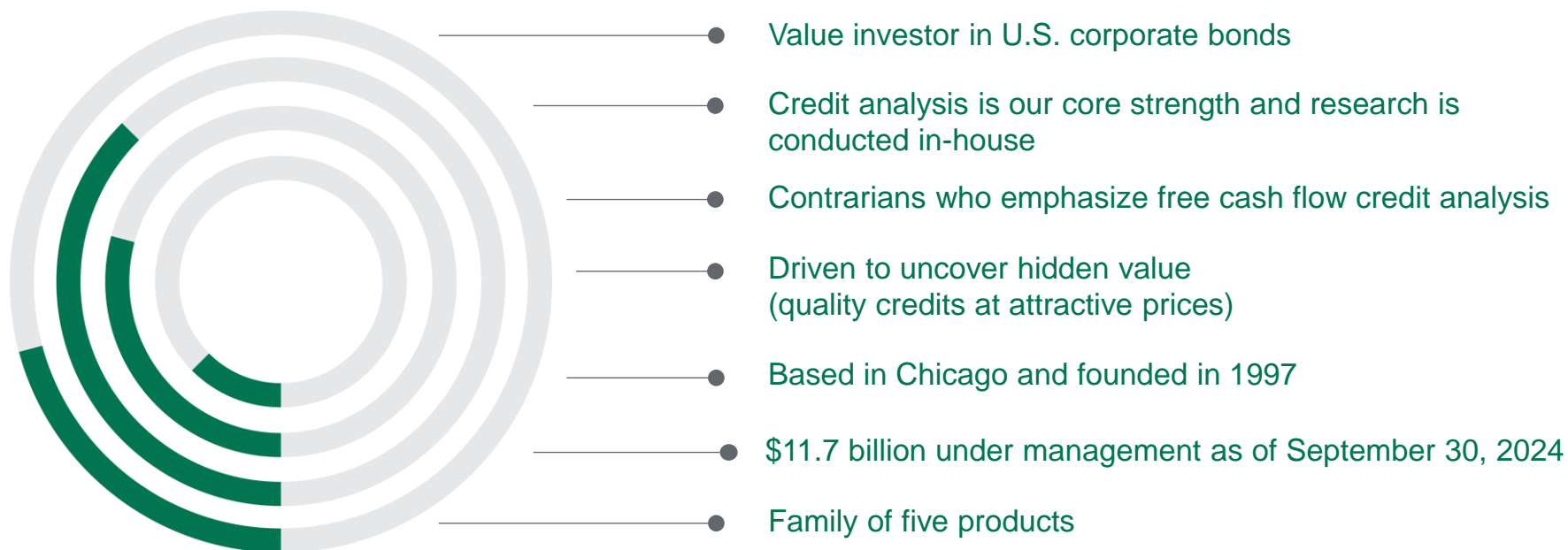


Investment Management Presentation

# Dolan McEniry Credit

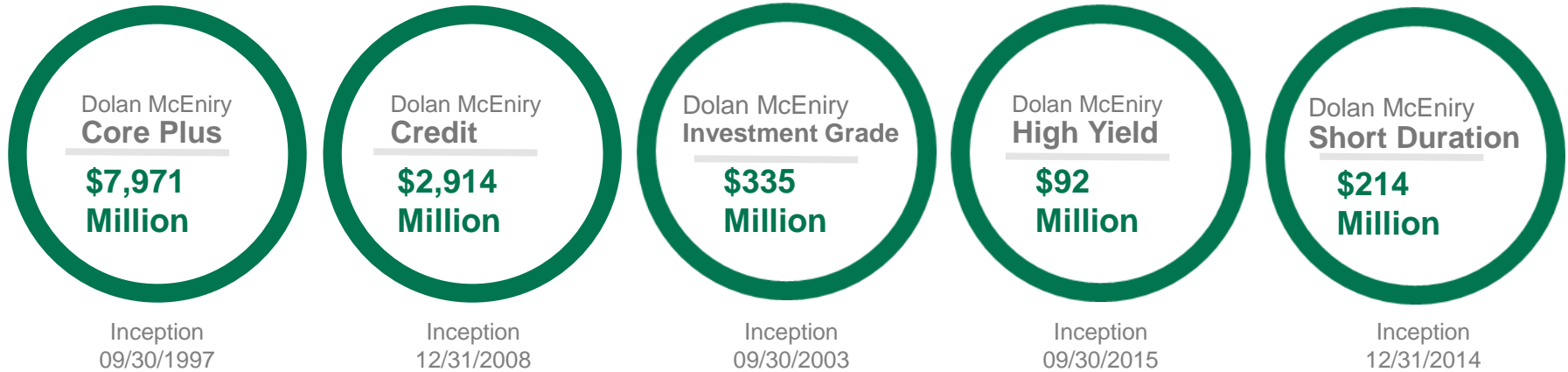
September 30, 2024

# About Dolan McEniry



# Assets Under Management

Data through September 30, 2024



Total Assets Under Management

**\$11,654**  
Million

Total High Yield Assets Under Management

**\$2,619**  
Million

Total Investment Grade Assets Under Management

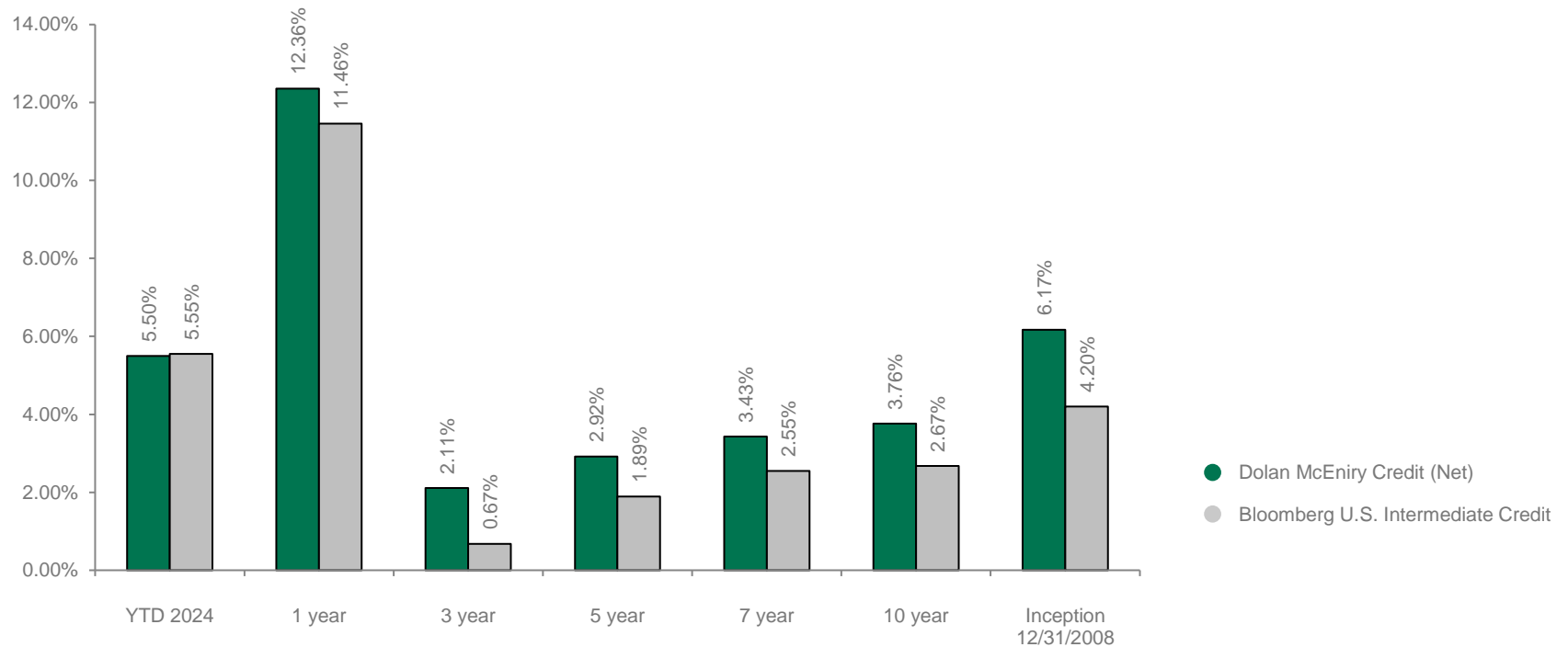
**\$9,035**  
Million

# Dolan McEniry Credit Performance

# Returns

## Dolan McEniry Credit

Data through September 30, 2024

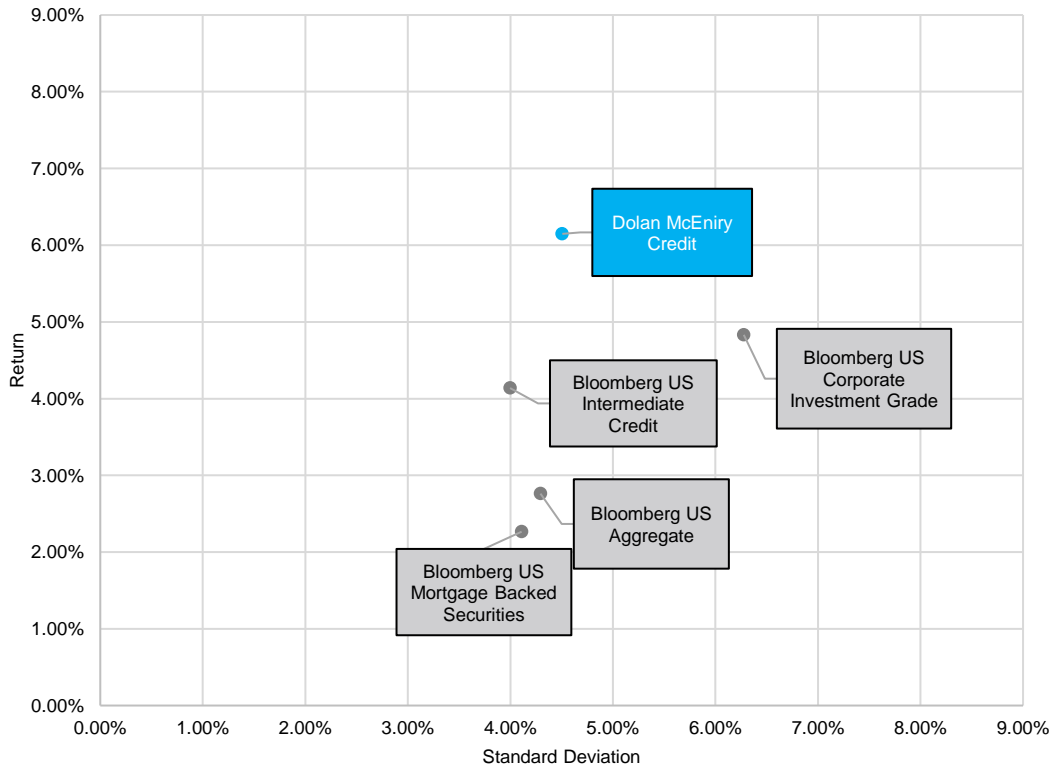


Please reference GIPS Report in the appendix. Returns for periods exceeding 12 months are annualized. Past performance is no guarantee of future results.

# Risk Adjusted Returns

## Dolan McEniry Credit Sharpe Ratio Performance Versus Key Benchmarks

Data December 31, 2008 through September 30, 2024



- Dolan McEniry Credit has high risk adjusted returns versus US Fixed Income Indexes
- Dolan McEniry Credit performs well versus US Fixed Income Indexes with a low standard deviation

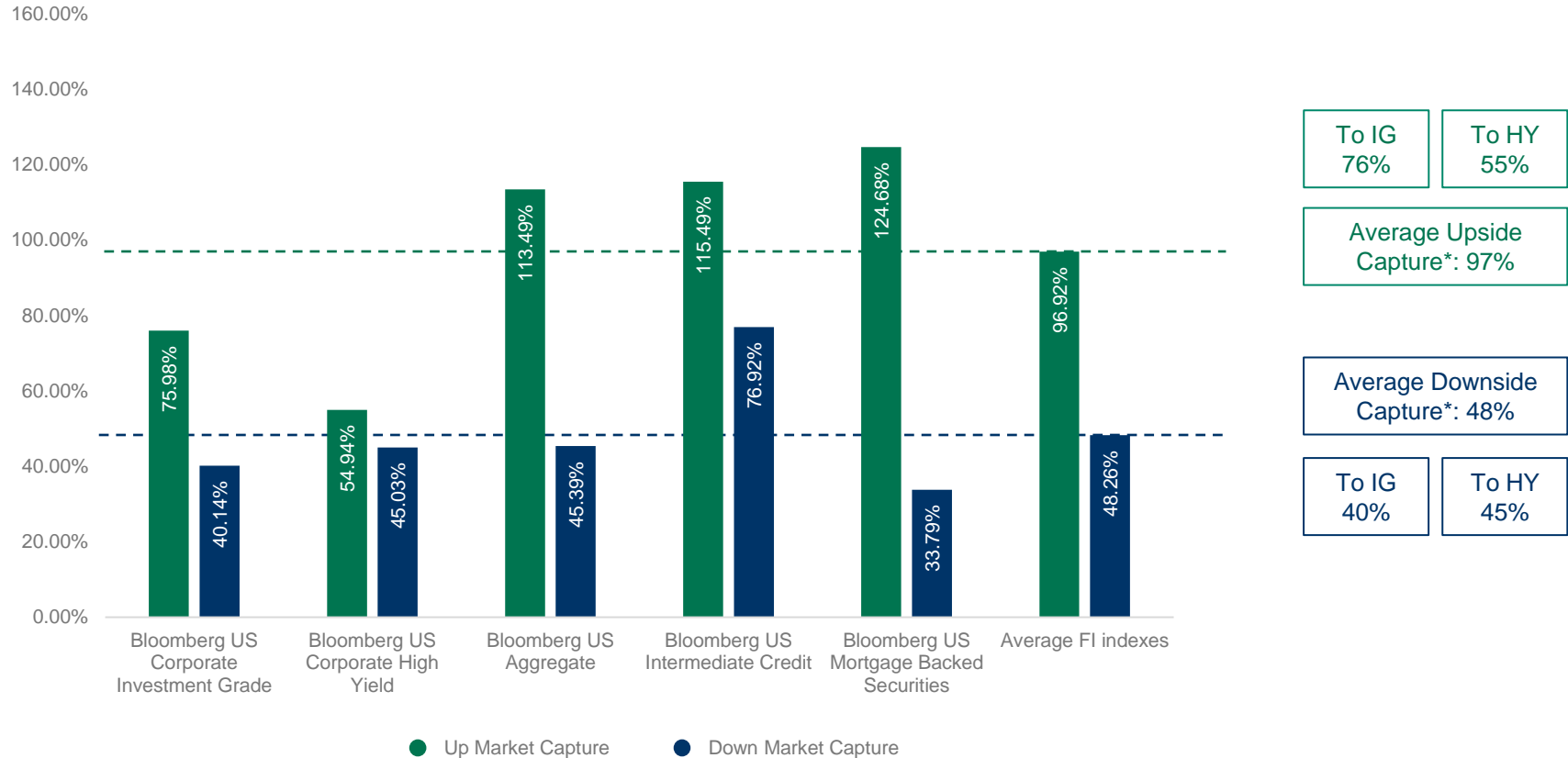
	Standard Deviation	Return
Dolan McEniry Credit	4.50%	6.18%
Bloomberg US Aggregate	4.29%	2.83%
Bloomberg US Corporate High Yield	8.18%	9.25%
Bloomberg US Corporate Investment Grade	6.27%	4.92%
Bloomberg US Intermediate Credit	3.99%	4.20%
Bloomberg US Mortgage Backed Securities	4.11%	2.33%

Dolan McEniry Credit inception date is 12/31/2008. eVestment Alliance (eA) is an innovative, web-based provider of comprehensive investment information and analytic technology. eVestment Alliance collects information directly from investment management firms and other sources believed to be reliable. The above results, as reported by eVestment Alliance as of 09/30/2024. Sharpe Ratio is a highly accepted measure for calculating risk-adjusted return and calculates the average return earned in excess of the risk-free rate per unit of volatility or total risk. A manager taking on risk, instead of investing in cash, is expected to generate higher returns and Sharpe measures how well the manager generated returns with that risk. It is a measurement of efficiency utilizing the relationship between annualized risk-free return and annualized standard deviation. The higher the Sharpe Ratio, the greater efficiency produced by the manager. Standard Deviation is defined as a measure of the average deviations of a return series from its mean; often used as a risk measure. A large standard deviation implies that there have been large swings or volatility in the manager's return series. The statistics do not reflect a representation of any one client's experience. Information shown is supplemental to GIPS Report and disclosures, which are included at the end of this presentation. Cash allocation is not included in the performance returns and this could impact returns. A complete list and description of composites is available upon request. Returns for periods exceeding 12 months are annualized. Past performance is no guarantee of future results. Please see composite disclosures.

# Upside Downside Capture

## Dolan McEniry Credit Upside Downside Capture relative to Benchmarks

Data December 31, 2008 through September 30, 2024



Dolan McEniry Credit inception date is 12/31/2008. eVestment Alliance (eA) is an innovative, web-based provider of comprehensive investment information and analytic technology. eVestment Alliance collects information directly from investment management firms and other sources believed to be reliable. The above results, as reported by eVestment Alliance as of 09/30/2024. Upside Capture is a measure of the manager's performance in up markets relative to the market itself. A value of 110 suggests the manager performs ten percent better than the market when the market is up during the selected time period. The return for the market for each quarter is considered an up market if it is greater than or equal to zero. Downside Capture is a measure of the manager's performance in down markets relative to the market itself. A value of 90 suggests the manager's loss is only nine tenths of the market's loss during the selected time period. A market is considered down if the return for the benchmark is less than zero.

\*The average downside and upside capture presented is relative to the above benchmarks. Past performance is no guarantee of future results. The data above is net of fees. The statistics do not reflect a representation of any one client's experience. This data is being presented as supplemental information to the full GIPS Report located in the appendix.

# Our Strategy and Process



# Investment Strategy and Process

## Fixed income value investors

---

Quality credits  
Wide spreads

## Credit analysis is our core strength

---

Free cash flow based  
Wide margins of safety

## In-house research/ideas

---

No Wall Street reports  
No reliance on rating agencies

## Vigilant about our circle of competence

---

Consumer, industrial, service, low tech  
No banks or broker dealers

## Lender's approach to fixed income markets

---

Long-term lending vs. short-term trading

## Intermediate duration manager

---

Average duration of 4 years  
No speculation on interest rates

## Concentrated portfolios of 40-45 issuers

---

Not a proxy for any benchmark

# Investment Process

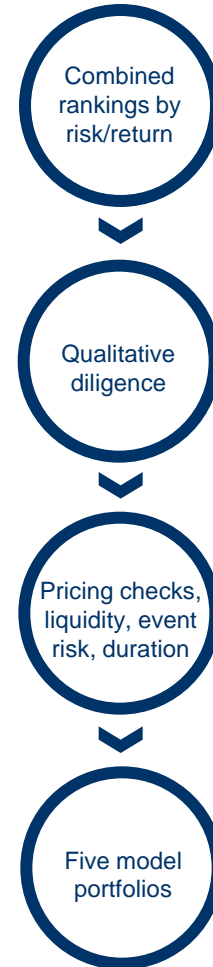
## 1) Screen



## 2) Analyze



## 3) Model



## 4) Invest



# Dolan McEniry Credit

# Dolan McEniry Credit Product

Data through September 30, 2024

	Dolan McEniry Credit	Bloomberg U.S. Intermediate Credit
Number of Issuers	53	847
Asset Allocation:		
U.S. Treasuries	0%	0%
Government Related	0%	15%
U.S. Mortgage-Backed Securities	0%	0%
U.S. Corporate Credit Securities – Investment Grade	61%	85%
U.S. Corporate Credit Securities – High Yield	37%	0%
U.S. Asset-Backed Securities	0%	0%
Cash	2%	0%
Effective Duration	3.34 years	4.07 years
Average Coupon	4.49%	3.98%
Current Yield	4.43%	4.04%
Yield to Worst	4.84%	4.41%
Yield to Maturity	4.87%	4.42%

\*Characteristics listed above are for the Dolan McEniry Credit composite. Individual accounts will not necessarily share the same characteristics. Generally, individual accounts hold approximately 40-45 issuers.

# Appendix

# Dolan McEniry Team

Name	Years with firm	Title
Daniel D. Dolan, Jr.	27 years	Managing Member
Roger S. McEniry	23 years	Managing Member
Stephen Schubert	25 years	Managing Director
Elizabeth Condon	25 years	Accounting Manager
Jason Scheffler, CSCP, CSOP	20 years	Senior Managing Director, Chief Operating Officer, and Chief Compliance Officer
Katheryn Calderon	18 years	Senior Managing Director, Business Development and Client Service
Schafter Degen, CFA	12 years	Managing Director, Portfolio Management and Trading
Chantal Heckman	9 years	Managing Director, Client Service and Compliance
Robert Greber III, CFA	9 years	Managing Director, Portfolio Management and Trading
Steven Schwartz	9 years	Managing Director, Investment Operations
Jessica Murphy Glyman	7 years	Executive Business Administrator
Brent Piechocki	5 years	Senior Associate, Investment Operations
Trevor Stapleton	4 years	Senior Associate, Client Service and New Business Development
Riley Liegel	3 years	Portfolio Manager
Jessica Orozco	2 years	Senior Associate, Client Service
Navneet Dahiya	2 years	Investment Analyst
Stephanie Jones	1 year	Investment Operations Associate
Holli Hammerand	1 year	Client Service and Business Development Associate
John Dattilo	1 year	Investment Analyst
Nick Breslin	<1 year	Investment Operations Associate
Martha Kolasa	<1 year	Client Service and Business Development Associate
Sarah Ashby	<1 year	Administrative Assistant
Rima Patel	<1 year	Investment Operations Associate
Ryan Wieneke	<1 year	Investment Operations Associate

# Dolan McEniry Credit Performance

Data through September 30, 2024

Year	Total Firm Assets (USD Millions)	Composite Assets (USD Millions)	Composite Accounts at Year-End	Composite Gross Return	Composite Net Return	Bloomberg U.S. Intermediate Credit Return	Composite Dispersion	3-Yr Annualized St Deviation (%) <sup>1</sup>	
								Dolan McEniry Credit	Bloomberg U.S. Intermediate Credit
2009	1,969	322.5	268	26.35%	26.00%	15.93%	1.19%		
2010	2,365	487.4	356	11.06%	10.70%	7.76%	0.38%		
2011	2,873	618.4	351	8.40%	8.04%	5.37%	0.34%	4.14%	3.85%
2012	3,939	954.7	570	9.36%	8.99%	8.10%	0.26%	2.83%	2.85%
2013	4,063	1,086.0	645	4.59%	4.24%	-0.17%	0.31%	2.85%	3.00%
2014	4,939	1,283.5	706	4.90%	4.55%	4.16%	0.23%	2.36%	2.66%
2015	4,903	1,412.8	604	1.71%	1.37%	0.90%	0.29%	2.63%	2.58%
2016	5,886	2,023.6	868	6.67%	6.35%	3.68%	0.31%	2.41%	2.47%
2017	6,339	1,966.1	1,002	5.77%	5.43%	3.67%	0.21%	2.28%	2.29%
2018	6,176	1,887.2	1,059	-0.78%	-1.11%	0.01%	0.20%	2.13%	2.19%
2019	6,934	2,418.0	1,171	12.61%	12.24%	9.52%	0.40%	2.41%	2.16%
2020	7,994	2,445.2	1,189	6.24%	5.89%	7.08%	0.59%	5.55%	4.23%
2021	7,661	2,443.1	1,221	0.94%	0.60%	-1.03%	0.13%	5.49%	4.27%
2022	7,354	2,186.0	1,213	-6.66%	-6.97%	-9.10%	0.46%	7.18%	5.72%
2023	9,492	2,452.0	1,216	9.13%	8.83%	6.94%	0.24%	6.14%	5.48%
YTD 2024	11,654	2,830.6	1,368	5.73%	5.50%	5.55%			
Month				0.99%	0.97%	1.26%			
Last 12 months				12.67%	12.36%	11.46%			
Last 2 years				9.58%	9.27%	7.57%			
Last 3 years				2.43%	2.11%	0.67%			
Last 5 years				3.25%	2.92%	1.89%			
Last 7 years				3.76%	3.43%	2.55%			
Last 10 years				4.09%	3.76%	2.67%			
Since inception				6.52%	6.17%	4.20%			

1. The 3-year ex-post standard deviation is not required to be presented for periods prior to 2011 or when 36 monthly composite returns are not available. Monthly gross composite returns are used in the calculation.

# Disclosures

## Dolan McEniry Credit

### Compliance Statement

Dolan McEniry Capital Management, LLC claims compliance with the Global Investment Performance Standards (GIPS®) and has prepared and presented this report in compliance with the GIPS standards. Dolan McEniry Capital Management, LLC has been independently verified for the periods September 30, 1997 through December 31, 2023. A firm that claims compliance with the GIPS standards must establish policies and procedures for complying with all the applicable requirements of the GIPS standards. Verification provides assurance on whether the firm's policies and procedures related to composite and pooled fund maintenance, as well as the calculation, presentation, and distribution of performance, have been designed in compliance with the GIPS standards and have been implemented on a firm-wide basis. The Dolan McEniry Credit Composite has had a performance examination for the periods December 31, 2008 through December 31, 2023. The verification and performance examination reports are available upon request.

### Definition of the Firm

Dolan McEniry Capital Management, LLC is an independent investment management firm established in 1997 and is an SEC registered investment adviser. Registration of an adviser does not imply a certain level of skill or training. Dolan McEniry Capital Management, LLC manages fixed income accounts utilizing Dolan McEniry's specific strategies for institutional and individual clients.

### Definition of the Composite

Dolan McEniry Credit is a fixed income investment product benchmarked against the Bloomberg U.S. Intermediate Credit Index. In this strategy, the firm utilizes U.S. corporate investment grade, U.S. corporate high yield and U.S. Treasury securities. Dolan McEniry Credit has averaged approximately 50% U.S. corporate investment grade bonds and 50% U.S. corporate high yield bonds. The Dolan McEniry Credit Composite was established and created on December 31, 2008.

Non-fee paying accounts represented less than 2% of the composite assets for all periods shown.

### Benchmark

Bloomberg U.S. Intermediate Credit Index

The Index is the intermediate component of the Bloomberg U.S. Credit Index. The Bloomberg U.S. Credit Index measures the investment grade, US dollar-denominated, fixed-rate, taxable, corporate and government –related bond markets. It is composed of the US Corporate Index and a non-corporate component that includes foreign agencies, sovereigns, supranationals, and local authorities.

Intra-month cash flows from interest and principal payments contribute to monthly Index returns but are not reinvested at a short-term reinvestment rate between rebalance dates. At each rebalancing, cash is effectively reinvested into the returns universe for the following month so that Index results over two or more months reflect monthly compounding. One cannot invest directly in an Index.

### List of Composites

A complete listing and description of all composites, limited distribution pooled funds, and broad distribution pooled funds is available upon request.

### Dispersion

The dispersion of annual returns is measured by the asset weighted standard deviation across gross portfolio returns represented within the composite for the full year.

### Performance

Gross returns are presented gross of management fees, custodial fees, and withholding taxes, but net of direct trading expenses. Net-of-fee returns are net of actual investment management fees and direct trading expenses. All returns are based in U.S. dollars and computed using a time-weighted total return. Composite returns are asset weighted individual portfolios computed monthly. Returns for periods exceeding 12 months are annualized. The Dolan McEniry Credit Composite includes both price performance and coupon/dividend income as does the Bloomberg U.S. Intermediate Credit Index. Results reflect the reinvestment of dividends, interest and other earnings. The Dolan McEniry performance reflected above is not necessarily indicative of future results and, as a composite of different accounts, does not necessarily reflect the exact performance of any specific account. Policies for valuing investments, calculating performance, and preparing GIPS Reports are available upon request.

### Fee Schedule

Dolan McEniry Capital Management, LLC's standard fee is 0.40% (40bps) of assets under management.

### Disclaimer

Past performance is no guarantee of future results. Investing is speculative and involves risk, including the possible loss of principal. Historical returns should not be used as the primary basis for investment decisions. This product should be considered based on the suitability of its strategy in relation to return objectives, risk tolerances, and other investments. Although the statements of fact and data in this document have been obtained from or based upon sources believed to be reliable, Dolan McEniry Capital Management, LLC makes no warranties or representation as to their accuracy, correctness, or reliability, and assumes no liability or responsibility for any omissions or errors.

GIPS® is a registered trademark of CFA Institute. CFA Institute does not endorse or promote this organization, nor does it warrant the accuracy or quality of the content contained herein.



# Disclosures

## Additional Indexes

### Bloomberg U.S. Corporate Index

The Bloomberg US Corporate Bond Index measures the investment grade, fixed-rate, taxable corporate bond market. It includes USD-denominated securities publicly issued by US and non-US industrial, utility and financial issuers. The US Corporate Index is a component of the US Credit and US Aggregate Indices, and provided the necessary inclusion rules are met, US Corporate Index securities also contribute to the multi-currency Global Aggregate Index.

### Bloomberg U.S. Corporate High Yield Index

The Bloomberg US Corporate High Yield Bond Index measures the USO-denominated, high yield, fixed-rate corporate bond market. Securities are classified as high yield if the middle rating of Moody's, Fitch and S&P is Bal/BB+/BB+ or below. Bonds from issuers with an emerging markets country of risk, based on the indices' EM country definition, are excluded. The US Corporate High Yield Index is a component of the US Universal and Global High Yield Indices.

### Bloomberg U.S. MBS Index

The Bloomberg US Mortgage Backed Securities (MBS) Index tracks agency mortgage backed pass-through securities (both fixed-rate and hybrid ARM) guaranteed by Ginnie Mae (GNMA), Fannie Mae (FNMA), and Freddie Mac (FHLMC). The index is constructed by grouping individual TBA-deliverable MBS pools into aggregates or generics based on program, coupon and vintage. Introduced in 1985, the GNMA, FHLMC and FNMA fixed-rate indices for 30- and 15-year securities were backdated to January 1976, May 1977, and November 1982, respectively.

### Bloomberg U.S. Treasury Index

The index is the U.S. Treasury component of the Bloomberg U.S. Government Index. The Bloomberg U.S. Treasury Index measures the public obligations of the U.S. Treasury with a remaining maturity of one year or more.

### S&P 500 Index

The S&P 500® is widely regarded as the best single gauge of large-cap U.S. equities and serves as the foundation for a wide range of investment products. The index includes 500 leading companies and captures approximately 80% coverage of available market capitalization.

Intra-month cash flows from interest and principal payments contribute to monthly Index returns but are not reinvested at a short-term reinvestment rate between rebalance dates. At each rebalancing, cash is effectively reinvested into the returns universe for the following month so that Index results over two or more months reflect monthly compounding. One cannot invest directly in an Index.

# Meet Dolan McEniry

## Daniel D. Dolan, Jr.

---

Daniel founded Dolan McEniry in 1997 following a 16 year career in the financial services industry. Daniel previously worked with Morgan Stanley and Salomon Brothers after receiving a B.A. from Lake Forest College in 1980.

At Dolan McEniry, Daniel directs the investment strategy, risk management and strategic activities of the firm with Roger McEniry. Also, Daniel is responsible for client relations, new business development, and the overall administrative management of the firm.

Daniel serves as Vice Chair of the Board of Directors for the Shirley Ryan AbilityLab and Chairman of the Keystone Board for the Shirley Ryan AbilityLab. Daniel serves as Chairman of the Board of Directors for MetroSquash. Finally, Daniel serves as a Member of the Board of Directors for US Squash and a Member of the Board of Trustees of Lake Forest College.

# Meet Dolan McEniry

## Roger S. McEniry

---

Roger S. McEniry is a Managing Member of Dolan McEniry. Roger directs the investment and strategic activities of the firm and oversees security selection, risk management, and credit analysis, among his other responsibilities. Prior to joining the firm in 2001, Roger spent sixteen years as a partner at a Chicago private equity firm and, before that, was with Citibank in Chicago.

Mr. McEniry is a graduate of Deerfield Academy, Williams College, and the University of Michigan Graduate School of Business. He is a trustee of Rush University Medical Center and a member of the Chairman's Council of the Daniel Murphy Scholarship Fund and is the past president of its board of directors. He is Trustee Emeritus of Deerfield Academy and served as Co-Chair of its Imagine Deerfield Capital Campaign.

# Meet Dolan McEniry

## Stephen M. Schubert

---

A member of the Dolan McEniry team since 1998, Stephen currently serves as a Managing Director. He is a member of the Investment Team and is responsible for client relations, new business development. Steve ran the Portfolio Management & Trading team for 15 years before transitioning into client and business development. Stephen worked previously with Suntrust Bank and Merrill Lynch, and remains actively involved with the University Club of Chicago. Stephen received his Bachelor of Science degree in Finance from Michigan State University where he competed on the varsity tennis team and graduated with honors.

## Jason M. Scheffler, CSCP, CSOP

---

Jason's time at Dolan McEniry extends back to 2004, leading to his role as Senior Managing Director, Chief Operating Officer and Chief Compliance Officer. Prior to joining the company, his 15 years of experience included work with the Chicago Board of Trade and the Chicago Board Options Exchange. Jason holds a Bachelor of Science in Finance from the University of Illinois at Urbana-Champaign's College of Business.

## Katheryn G. Calderon

---

Katheryn has been a part of Dolan McEniry since 2005, and is now the Senior Managing Director of Business Development and Client Services. Her previous experience includes work with the Chicago Mercantile Exchange as a Trading Clerk for a Eurodollar Options Trader. Katheryn holds a Bachelor of Arts in Psychology from Georgetown University, where she continues her involvement as alumna interviewer for prospective students.

## C. Schaffer Degen, CFA

---

A member of the Dolan McEniry team since 2012, Schaffer currently serves as the Managing Director of Portfolio Management and Trading and Co-Head of the Investment Team. Schaffer graduated from Miami University of Ohio in 2010 with a B.S. in Business and a major in Finance. Before joining Dolan McEniry, Schaffer worked at Lenox Advisors, Inc. Schaffer is a CFA Charterholder, a regular member of the CFA Institute, and a member of the CFA Society of Chicago (CFASC).

# Meet Dolan McEniry

## Chantal M. Heckman

---

Chantal joined Dolan McEniry as a Client Service Associate in February 2015 and currently serves as the Managing Director of Client Service and Compliance. Chantal graduated from Knox College in 2014 with a B.A. in Economics and Integrated International Studies. She was a four-year member and captain of the Knox College women's basketball team. Before joining Dolan McEniry, Chantal worked at Incapital, LLC.

## Robert W. Greber III, CFA

---

Robert joined Dolan McEniry as an Operations Associate in February 2015. In January 2018, Robert joined the investment team as an Analyst. He currently serves as a Managing Director of Portfolio Management & Trading and Co-Head of the Investment Team. In 2014, Robert received his Bachelor of Science in Business Administration; Finance & Banking from the University of Missouri Robert J. Trulaske College of Business. Robert is currently working towards a Master of Science in Applied Mathematics from DePaul University College of Science and Health. Robert is a CFA Charterholder.

## Steven J. Schwartz

---

Steven joined Dolan McEniry as an Operations Associate in March 2015. He currently serves as a Managing Director of Investment Operations. Steven graduated from Roosevelt University with a B.A. in Accounting and Finance in December 2014. He was a member of the Roosevelt University Varsity baseball team.

# Contact Us

For additional information please contact:

## **Daniel D. Dolan, Jr.**

4445 North A1A

Suite 225

Vero Beach, FL 32963

+ 1 772 907 5174 office

+ 1 772 559 4344 fax

[ddolan@dolanmceniry.com](mailto:ddolan@dolanmceniry.com)

## **Katheryn G. Calderon**

120 North LaSalle Street

Suite 1510

Chicago, IL 60602

+ 1 312 345 4800 office

+ 1 312 345 4810 fax

[clientservice@dolanmceniry.com](mailto:clientservice@dolanmceniry.com)