

Dolan McEniry at a Glance

- Founded in 1997
- Located in Chicago, IL
- Fixed income value investors in U.S. corporate bonds
- 20 Employees

Firm Assets Under Management

\$7,225MM as of November 30, 2022

Strategy Assets Under Management

\$183MM as of November 30, 2022

Objective

The Dolan McEniry Investment Grade strategy seeks to provide excess returns through the identification of undervalued corporate bonds using free cash flow credit analysis.

Features and Benefits

- Process seeks to identify corporate bond securities that offer notable yield advantage over Treasury securities
- Seeks to achieve value over time by focusing on creditworthy issuers that trade at wide spreads
- Experienced manager that is focused solely on fixed income management, with a specialty in corporate bonds

Vehicles

Separate Account

Portfolio Managers

Daniel D. Dolan, Jr.
 Roger S. McEniry
 Stephen M. Schubert
 Schaffer Degen, CFA
 Robert W. Greber III, CFA

Contact

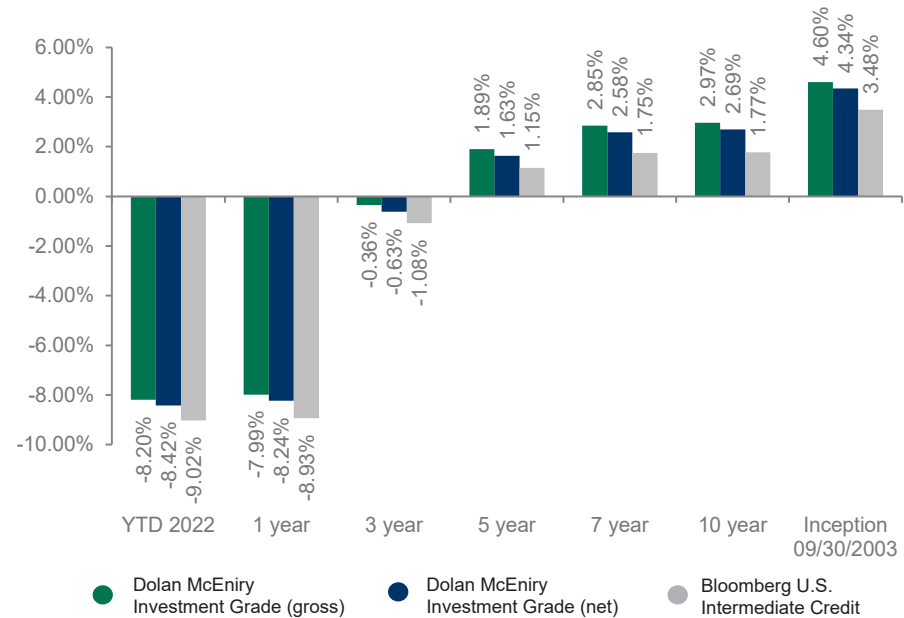
Katheryn Calderon
 PH: (312) 345-4800
 FX: (312) 345-4810
 clientservice@dolanmceniry.com

120 N LaSalle Street
 Suite 1510
 Chicago, IL 60602
 www.dolanmceniry.com

Dolan McEniry Investment Grade Strategy Overview

Dolan McEniry Investment Grade is a fixed income investment product that utilizes entirely U.S. corporate investment grade and U.S. Treasury securities. Dolan McEniry Investment Grade is approximately 100% U.S. investment grade securities. The Dolan McEniry Investment Grade Composite was created on December 31, 2015 and includes investment grade only accounts going back to September 30, 2003.

Performance



Investment Strategy and Process

Dolan McEniry searches for bonds that trade at wide spreads and attractive prices but are issued by companies with acceptable levels of credit risk. The firm's core competence is credit analysis and it does its credit research in-house, not relying at all on credit ratings or third party research. The firm takes a lender's approach to fixed income investing.

Dolan McEniry creates concentrated portfolios of its best ideas. The number of issuers in the product ranges from 25 to 45. This number of holdings provides diversification and yet allows clients to benefit from the firm's analysis.

Strategy Risk Information

	1 Year	3 Year	5 Year	7 Year	10 Year	Inception
Sharpe Ratio	-1.45	-0.18	0.08	0.31	0.44	0.81
Excess Return vs Int-Credit	0.72	0.46	0.49	0.83	0.93	0.85
Information Ratio vs Int-Credit	0.49	0.20	0.27	0.52	0.65	0.43
Tracking Error vs Int-Credit	1.46	2.29	1.83	1.60	1.42	1.97

The Strategy Risk Information data is reported as of 11/30/2022 by eVestment Alliance. eVestment Alliance (eA) is an innovative, web-based provider of comprehensive investment information and analytic technology. eVestment Alliance collects information directly from investment management firms and other sources believed to be reliable. Returns for periods exceeding 12 months are annualized. Past performance is no guarantee of future results. The data above is net of fees.

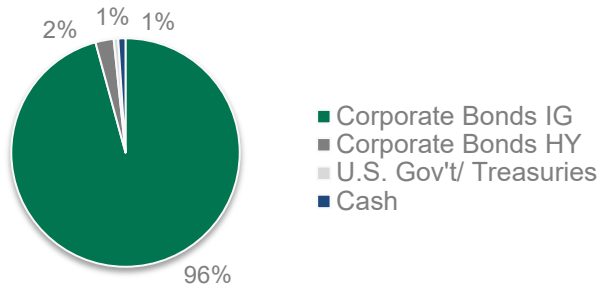
Strategy Management

- Bottom up approach focusing on credit analysis and adding value to client portfolios through the identification and selection of bonds Dolan McEnery believes are undervalued
- Does not invest in the securities of banks or broker dealers
- Duration neutral to the benchmark
- All maturities are ten years or less
- Position sizes are approximately 3%

Stats:

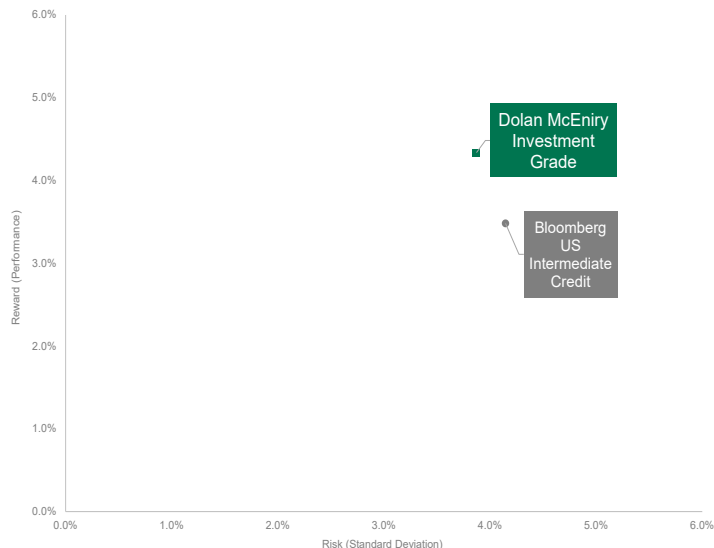
	Dolan McEnery Investment Grade	Bloomberg U.S. Intermediate Credit
Effective Duration	3.40 years	4.06 years
Average Coupon	3.92%	3.18%
Current Yield	4.11%	3.44%
Yield to Worst	5.57%	5.10%
Yield to Maturity	5.57%	5.10%

Sector Distribution:



Risk Profile

Dolan McEnery Investment Grade composite risk profile versus its benchmark since inception.



Duration Distribution (%):

	Dolan McEnery Investment Grade	Bloomberg U.S. Intermediate Credit
Less than 1 year	5.40	0.63
1 to 3 years	31.50	36.19
3 to 5 years	50.10	30.81
5 to 7 years	13.00	19.37
7 to 10 years	0.00	13.00
More than 10 years	0.00	0.00

Maturity Distribution (%):

	Dolan McEnery Investment Grade	Bloomberg U.S. Intermediate Credit
Less than 1 year	5.40	0.00
1 to 3 years	21.10	32.48
3 to 5 years	42.30	27.53
5 to 7 years	31.20	15.88
7 to 10 years	0.00	24.11
More than 10 years	0.00	0.00

Credit Quality (%):

	Dolan McEnery Investment Grade	Bloomberg U.S. Intermediate Credit
AAA	1.66	9.32
AA	0.00	7.93
A	5.60	39.87
BBB	90.16	42.88
BB	2.58	0.00
B	0.00	0.00
CCC	0.00	0.00
Average	BBB	A2/A3

Dolan McEnery Investment Grade inception date is 9/30/2003. eVestment Alliance (eA) is an innovative, web-based provider of comprehensive investment information and analytic technology. eVestment Alliance collects information directly from investment management firms and other sources believed to be reliable. The Risk Profile data is reported by eVestment Alliance as of 11/30/2022. The statistics do not reflect a representation of any one client's experience. Information shown is supplemental to GIPS Report, which are included at the end of this presentation on pages 4-5. A complete list and description of composites is available upon request. Returns for periods exceeding 12 months are annualized. Past performance is no guarantee of future results. Please see composite disclosures. The data is net of fees.

Market Review

During the month of November, positive returns were seen in many equity and fixed income markets. Despite uncertainty over inflation, economic growth, and geopolitical concerns, markets rallied as October inflation numbers were below expectations which could downshift the pace of interest rate hikes.

Yields are substantially higher year to date and are among the highest they have been in over a decade. Overall, credit quality remains strong. Dolan McEniry will continue to monitor markets for any opportunities that may arise.

During the month, treasury rates decreased, and the curve remained inverted as the 10 year U.S. Treasury yield decreased from 4.05% to 3.61%, the 5 year yield decreased from 4.23% to 3.74% and the 2 year yield decreased from 4.49% to 4.31%.

Per Bloomberg data, spreads of corporate investment grade bonds tightened 25 basis points during the month to an average option adjusted spread ("OAS") of +133 basis points. The OAS of the Bloomberg Corporate High Yield Index tightened 16 basis points to +448 basis points at month end.

Portfolio Commentary

During the month, the Dolan McEniry Investment Grade Composite had a gross return of +2.36% and +2.34% net versus the +3.03% return of the benchmark. Sector attribution versus the benchmark is provided in the following table:

	Dolan McEniry Investment Grade (Gross) (1)	Bloomberg U.S. Intermediate Credit (2)	Difference (1)-(2)
Treasuries/ Government Related	+1.59%	+1.96%	-0.37%
Corporate Bonds IG	+2.61%	+3.22%	-0.61%
Corporate Bonds HY	-5.10%	+0.00%	-5.10%
Cash	+0.14%	+0.00%	+0.14%
Total	+2.36%	+3.03%	-0.67%

On a relative basis, the Dolan McEniry Investment Grade Composite underperformed the Bloomberg Barclays Intermediate Credit Index by 67 basis points gross for the month. The composite's underperformance was driven by security selection. Yield curve positioning and duration had minimal effect on performance versus the benchmark.

Outlook and Strategy

Dolan McEniry believes that client portfolios are positioned to provide reasonable absolute and relative returns going forward. Dolan McEniry's core competence is credit analysis, and we focus on a company's ability to generate generous amounts of free cash flow over time in relation to its indebtedness. Investment safety and risk mitigation are of primary importance as we continue to search for undervalued fixed income securities. As of November 30th, the Dolan McEniry Investment Grade Composite had a +47 basis point yield premium and similar duration to the Bloomberg U.S. Intermediate Credit, which we believe will allow the portfolio to perform well versus the benchmark over time.

Security Selection

Top Performers

Qorvo Inc.
HP Inc.
HCA Healthcare Inc.

Bottom Performers

Qurate Retail Inc.
Carlisle Companies Inc.
Fortune Brands Home & Security Inc.

Year	Total Firm Assets (USD Millions)	Composite Assets (USD Millions)	Composite Accounts at Year-End	Composite Gross Return	Composite Net Return	Bloomberg U.S. Intermediate Credit Return	Bloomberg U.S. Aggregate Return	Composite ¹ Dispersion	3-Yr Annualized St Deviation (%) ²		
									Dolan McEnery Investment Grade	Bloomberg U.S. Intermediate Credit	Bloomberg U.S. Aggregate
2008	1,182	17.2	1	1.31%	1.05%	-2.76%	5.24%	N/A			
2009	1,969	18.4	1	17.00%	16.71%	15.93%	5.93%	N/A			
2010	2,365	18.1	1	9.17%	8.90%	7.76%	6.54%	N/A			
2011	2,873	19.0	1	6.56%	6.30%	5.37%	7.84%	N/A	2.90%	3.85%	2.78%
2012	3,939	21.6	1	7.15%	6.89%	8.10%	4.21%	N/A	2.11%	2.85%	2.38%
2013	4,063	22.7	1	2.41%	2.16%	-0.17%	-2.02%	N/A	2.23%	3.00%	2.71%
2014	4,939	68.8	2	5.28%	4.98%	4.16%	5.97%	N/A	2.27%	2.66%	2.63%
2015	4,903	60.4	2	1.48%	1.17%	0.90%	0.55%	N/A	2.52%	2.58%	2.88%
2016	5,886	67.9	3	5.78%	5.47%	3.68%	2.65%	N/A	2.74%	2.47%	2.98%
2017	6,339	265.5	17	5.48%	5.22%	3.67%	3.54%	N/A	2.61%	2.29%	2.78%
2018	6,176	256.1	25	-0.56%	-0.79%	0.01%	0.01%	0.11%	2.50%	2.19%	2.84%
2019	6,934	175.6	12	11.70%	11.42%	9.52%	8.72%	0.17%	2.32%	2.16%	2.87%
2020	7,994	223.8	19	7.56%	7.28%	7.08%	7.51%	0.20%	6.08%	4.23%	3.36%
2021	7,661	201.2	23	-0.30%	-0.55%	-1.03%	-1.54%	0.10%	6.06%	4.27%	3.36%
YTD 2022	7,225	176.9	17	-8.20%	-8.42%	-9.02%	-12.62%				

1. Composite dispersion is not presented for years where there are 5 or fewer portfolios in the composite for the full year because it is not statistically meaningful.

2. The 3-year ex-post standard deviation is not required to be presented for periods prior to 2011 or when 36 monthly composite returns are not available.

Compliance Statement

Dolan McEnery Capital Management, LLC claims compliance with the Global investment Performance Standards (GIPS®) and has prepared and presented this report in compliance with the GIPS standards. Dolan McEnery Capital Management, LLC has been independently verified for the periods September 30, 1997 through December 31, 2021. A firm that claims compliance with the GIPS standards must establish policies and procedures for complying with all the applicable requirements of the GIPS standards. Verification provides assurance on whether the firm's policies and procedures related to composite and pooled fund maintenance, as well as the calculation, presentation, and distribution of performance, have been designed in compliance with the GIPS standards and have been implemented on a firm-wide basis. The Dolan McEnery Investment Grade Composite has had a performance examination for the periods September 30, 2003 through December 31, 2021. The verification and performance examination reports are available upon request.

*Dolan McEnery Investment Grade inception date is September 30, 2003; 2003 is a three month period.

Definition of the Firm

Dolan McEnery Capital Management, LLC is an independent investment management firm established in 1997 and is an SEC registered investment adviser. Registration of an adviser does not imply a certain level of skill or training. Dolan McEnery Capital Management, LLC manages fixed income accounts utilizing Dolan McEnery's specific strategies for institutional and individual clients.

Definition of the Composite

Dolan McEnery Investment Grade is a fixed income investment product benchmarked against the Bloomberg U.S. Intermediate Credit Index or Bloomberg U.S. Aggregate Index. In this strategy, the firm utilizes entirely U.S. corporate investment grade bonds and U.S. Treasury securities. Dolan McEnery Investment Grade is approximately 100% U.S. investment grade securities. The Dolan McEnery Investment Grade Composite was created on December 31, 2015 and includes investment grade only accounts going back to September 30, 2003.

Non-fee paying accounts represented less than 2% of the composite assets for all periods shown before 12/31/2019. As of 12/31/2019, there were 2.46% non-fee paying accounts in the composite. Non-fee paying accounts represented less than 2% of the composite assets as of December 31, 2020 and 2.05% of the composite assets as of December 31, 2021.

Benchmark

Bloomberg U.S. Intermediate Credit Index The Index is the intermediate component of the Bloomberg U.S. Credit Index. The Bloomberg U.S. Credit Index measures the investment grade, US dollar-denominated, fixed-rate, taxable, corporate and government –related bond markets. It is composed of the US Corporate Index and a non-corporate component that includes foreign agencies, sovereigns, supranationals, and local authorities.

Bloomberg U.S. Aggregate Index

The Index is a broad-based flagship benchmark that measures the investment grade, U.S. dollar-denominated, fixed-rate taxable bond market. The Index includes Treasuries, government-related and corporate securities, MBS (agency fixed-rate and hybrid ARM pass-throughs), ABS, and CMBS (agency and non-agency).

Intra-month cash flows from interest and principal payments contribute to monthly Index returns but are not reinvested at a short-term reinvestment rate between rebalance dates. At each rebalancing, cash is effectively reinvested into the returns universe for the following month so that Index results over two or more months reflect monthly compounding. One cannot invest directly in an Index.

List of Composites

A complete listing and description of all composites, limited distribution pooled funds, and broad distribution pooled funds is available upon request.

Dispersion

The dispersion of annual returns is measured by the asset weighted standard deviation across gross portfolio returns represented within the composite for the full year.

Performance

Gross returns are presented gross of management fees, custodial fees, and withholding taxes, but net of direct trading expenses. Net-of-fee returns are net of actual investment management fees and direct trading expenses. All returns are based in U.S. dollars and computed using a time-weighted total return. Composite returns are asset weighted individual portfolios computed monthly. Returns for periods exceeding 12 months are annualized.

The Dolan McEniry Investment Grade Composite includes both price performance and coupon/dividend income as do the Bloomberg U.S. Intermediate Credit Index and Bloomberg U.S. Aggregate Index. Results reflect the reinvestment of dividends, interest and other earnings. The Dolan McEniry performance reflected above is not necessarily indicative of future results and, as a composite of different accounts, does not necessarily reflect the exact performance of any specific account. Policies for valuing investments, calculating performance, and preparing GIPS Reports are available upon request.

Fee Schedule

Dolan McEniry Capital Management, LLC's standard fee is 0.40% (40bps) of assets under management for accounts over \$2,000,000 USD.

Disclaimer

Past performance is no guarantee of future results. Investing is speculative and involves risk, including the possible loss of principal. Historical returns should not be used as the primary basis for investment decisions. This product should be considered based on the suitability of its strategy in relation to return objectives, risk tolerances, and other investments. Although the statements of fact and data in this document have been obtained from or based upon sources believed to be reliable, Dolan McEniry Capital Management, LLC makes no warranties or representation as to their accuracy, correctness, or reliability, and assumes no liability or responsibility for any omissions or errors.

GIPS® is a registered trademark of CFA Institute. CFA Institute does not endorse or promote this organization, nor does it warrant the accuracy or quality of the content contained herein.

The investment strategies described herein are those of Dolan McEniry Capital Management, LLC. These materials are being provided for illustrative and informational purposes only. The information contained herein is obtained from multiple sources that are believed to be reliable. However, such information has not been verified, and may be different from the information included in documents and materials created by the sponsor firm in whose investment program a client participates. Some sponsor firms may require that these Dolan McEniry Capital Management, LLC materials are preceded or accompanied by investment profiles or other documents or materials prepared by such sponsor firms, which will be provided upon request. For additional information, documents and/or materials, please contact sponsor firm.