



APA High-Quality Intermediate Tax-Exempt Strategy

HIGH-QUALITY INTERMEDIATE MATURITY, TAX-EXEMPT MUNICIPAL BOND PORTFOLIOS

STYLE

High-Quality Intermediate Composite

BENCHMARK

ICE BofA 1-12 Year Municipal Securities Index

INCEPTION

Dec 31, 2003

STRATEGY AUM

\$1.8B

HIGHLIGHTS

- Tailor portfolios to meet the client's specific liquidity needs and tax objectives
- Prudently manage risk by diversifying across many high-quality municipal issuers
- Unlimited access to members of APA's Investment Team
- Active management of portfolio holdings
- Customization for state preference tax-exempt portfolios

ADDITIONAL INFORMATION

Sample Portfolios: available for standard and custom strategies

Alternative Approach: for more conservative investors seeking slightly higher yields at lower risk than longer-duration bonds

Identify Undervalued Sectors: through intensive fundamental credit research

Customized Portfolios: designed to meet client specific requirements

CONTACT US

ContactUs@AssetPreservationAdvisors.com

(404) 261-1333

www.AssetPreservationAdvisors.com

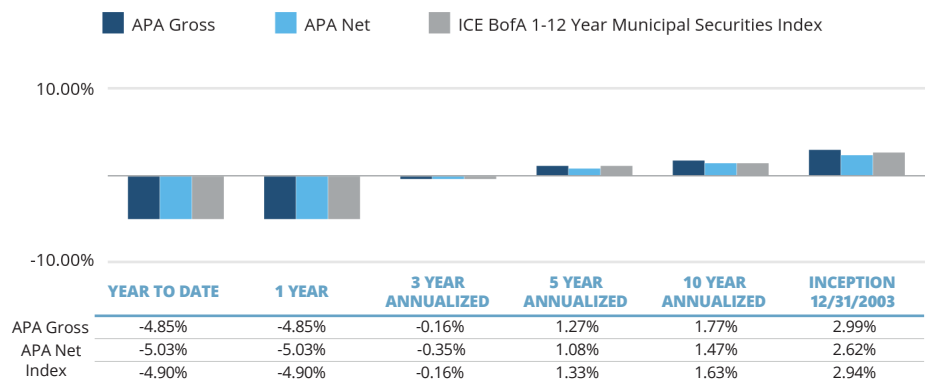
OBJECTIVE

APA's High-Quality Intermediate Tax-Exempt Strategy focuses on bonds in the upper bands of the investment-grade municipal universe. Portfolios in this strategy take on a conservative, intermediate duration structure through a diversified exposure to high-quality municipal bonds. We look to add value through active management and access to institutional pricing. APA's investment team conducts relative value and credit analysis to take advantage of inefficiencies in the market and maximize after-tax income. Bonds selected for this strategy typically have maturities between 1 and 20 years. Portfolios can be customized to meet state preferences for clients subject to local tax liabilities.

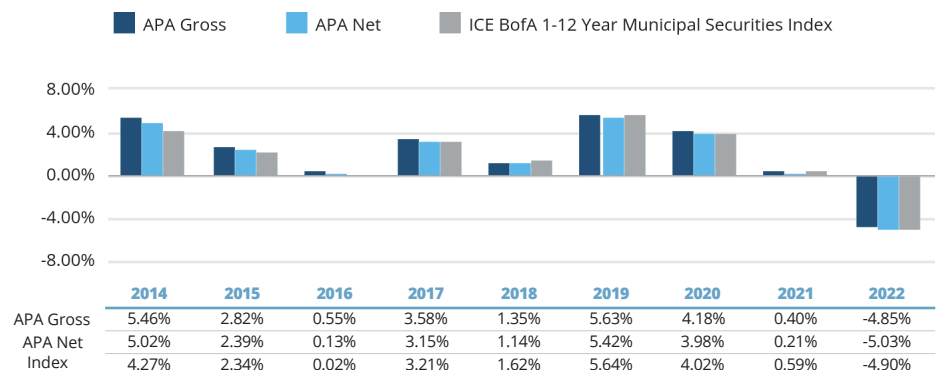
INVESTMENT PROCESS

- This strategy primarily invests in the highest-quality municipal bonds
- We combine in-depth fundamental credit research with an investment process that emphasizes risk management and tax-advantaged income generation
- Customize portfolios to meet your clients' specific tax objectives, income requirements, and risk tolerance
- Provide ongoing internal analysis of credit quality and underlying fundamentals

ANNUALIZED PERFORMANCE AS OF 12/31/22



CALENDAR YEAR PERFORMANCE AS OF 12/31/22



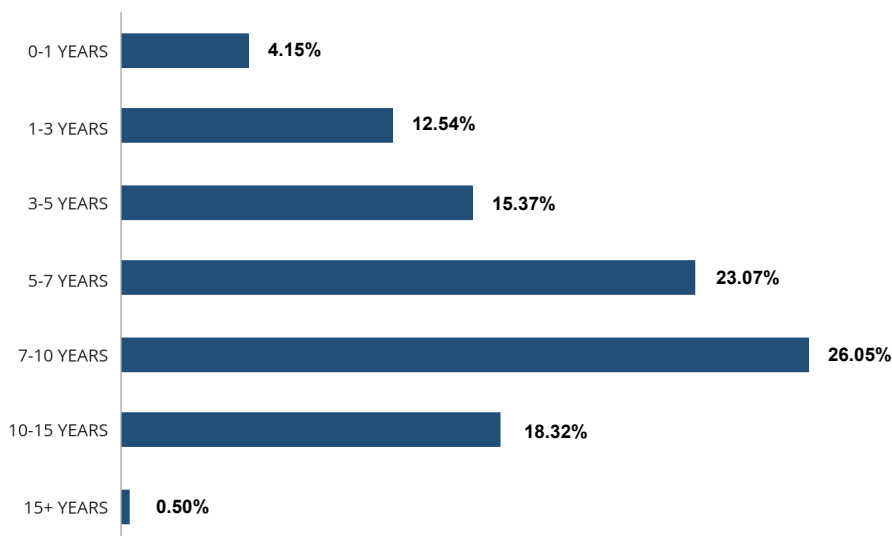
TOP 10 HOLDINGS AS OF 12/31/22

	RATINGS	DATE OF MATURITY
GEORGIA STATE	Aaa/AAA	7/1/2033
MASSACHUSETTS ST DEV FIN AGY REV	Aaa/AAA	7/15/2033
INDIANA ST FIN AUTH WASTEWATER UTIL REV	Aa3/AA	10/1/2033
IDAHO HSG & FIN ASSN	A2	7/15/2029
NEW YORK NY CITY MUN WTR FIN AUTH	Aa1/AAA	6/15/2032
PHEONIX AZ CIVIC IMP CORP DIST REV	Aa1/AA+	7/1/2029
IOWA FIN AUTH REV	Aaa/AAA	8/1/2034
AURORA CO WTR REV	AA+	8/1/2029
ATLANTA GA WTR & WASTEWTR REV	Aa2/AA-	11/1/2028
MICHIGAN ST TRUNK LINE	Aa2/AA+	11/15/2033

TOP 10 STATES AS OF 12/31/22

GA	17.50%	OH	3.47%
TX	16.17%	AL	3.28%
FL	6.42%	IN	2.89%
NY	6.21%	CA	2.86%
WA	3.55%	TN	2.79%

MATURITY BREAKDOWN AS OF 12/31/22



PORTFOLIO CHARACTERISTICS AS OF 12/31/22

Average Maturity	6.53 years
Average Duration	3.62 years
Average Coupon	4.87%
Yield to Worst/TEY**	2.88%/4.86%
Yield to Maturity/TEY**	3.39%/5.73%
Average Credit Quality	Aa2/AA
Number of Issuers*	15-30

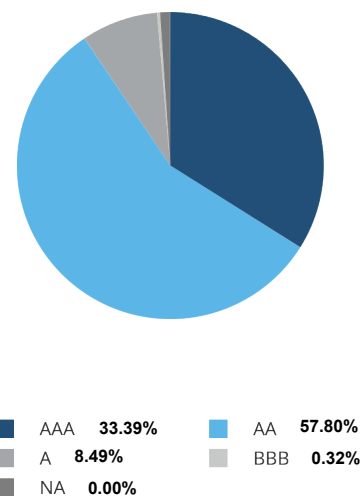
*For a typical portfolio within this strategy.

**Taxable Equivalent Yield (TEY) assumes the highest current Federal rate of 37% + the 3.8% net investment income tax, from which tax-free income is exempt.

TOP 5 SECTORS AS OF 12/31/22

General Obligation	26.26%
Education	25.76%
Utilities	24.15%
Transportation	11.03%
Medical	4.47%

CREDIT QUALITY AS OF 12/31/22



MARKET COMMENTARY FOR 12/31/22

After seeing municipals sell off for the third consecutive month in October, the market quickly turned around over the year's final two months. Stated AAA yields beyond one year moved lower by 49 to 79 bps over November and December, with the most significant move coming from the 5-12 year maturity range. The firming up in the market provided a more constructive environment for executing beneficial tax loss swaps – trades our team was active in executing throughout 2022, with activity picking up over the fourth quarter ahead of year-end. We opened the fourth quarter neutral on strategy duration positioning after allowing duration to drift shorter for much of the year in the face of rising rates. However, with the sharp move in rates that took place in 2022, we have begun to actively extend duration more in line with long-term targets with reinvestment from maturity roll-off and through the execution of swaps, ahead of the technically

strong January period of low new issue supply and elevated coupon and maturity reinvestment demand. This strategy's focus remains on high-quality bonds rated AA and up. However, with municipal credit fundamentals remaining sound, we will look to selectively add A-rated positions as we find opportunities to enhance portfolio yield.

2022 ended with new issue supply of \$387 billion. This was a year-over-year decline of nearly \$100 billion vs. calendar year 2021 and the lowest annual figure since 2018. The drop-off in issuance is attributable to a sharp decline in refunding issuance as interest rates moved higher. New money issuance came in at \$308 billion, a drop of just 4% year over year while refunding supply was down \$83.5 billion, or 52% year over year.



APA High Quality Intermediate Tax-Exempt Composite

Past performance is not indicative of future results. This material is not financial advice or an offer to sell any product. The performance and portfolio characteristics shown relate to the APA High Quality Intermediate Tax-Exempt Composite (the "Composite").

Not every client's account will have these exact characteristics. The actual characteristics with respect to any particular client account will vary based on a number of factors including but not limited to: (i) the size of the account; (ii) investment restrictions applicable to the account, if any; and (iii) market predicaments at the time of investment. APA reserves the right to modify its current investment strategies and techniques based on changing market dynamics or client needs. The information provided in this report should not be considered a recommendation to purchase or sell any particular security. There is no assurance that any securities discussed herein will remain in an account's portfolio at the time you receive this report or that securities sold have not been repurchased. The securities discussed may not represent an account's entire portfolio, and in the aggregate may represent only a small percentage of an account's portfolio holdings. It should not be assumed that any of the security transactions, holdings or sectors discussed were or will prove to be profitable, or that the investment recommendations or decisions we make in the future will be profitable or will equal the investment performance of the securities discussed herein.

APA is an investment adviser registered with the U.S. Securities and Exchange Commission. Registration does not imply a certain level of skill or training. More information about the advisor including its investment strategies and objectives can be obtained by visiting www.assetpreservationadvisors.com. A list of composite descriptions is available upon request.

For comparison purposes, the Composite is measured against the ICE BofAML 1-12 Year US Municipal Securities Index. The ICE BofAML 1-12 Year US Municipal Securities Index is a subset of ICE BofAML US Municipal Securities Index including all securities with a remaining term to final maturity less than 12 years. The ICE BofAML US Municipal Securities Index tracks the performance of US dollar denominated investment grade tax-exempt debt publicly issued by US states and territories, and their political subdivisions, in the US domestic market. Qualifying securities must have at least one year remaining term to final maturity, at least 18 months to final maturity at the time of issuance, a fixed coupon schedule and an investment grade rating (based on an average of Moody's, S&P and Fitch). It is not possible to invest in the index.

Returns are presented gross and net of investment advisory fees and include the reinvestment of all income. Gross returns will be reduced by investment advisory fees and other expenses that may be incurred in the management of the account.

The fee schedule for APA's investment advisory services for separately managed accounts in the APA High Quality Intermediate Tax-Exempt Strategy is 0.50% on the first \$10 million in net assets under management and 0.40% on amounts above \$10 million in net assets under management. Actual investment advisory fees incurred by clients may vary. A complete description of APA's fee schedule can be found in Part 2 of its FORM-ADV which is available at www.assetpreservationadvisors.com or by calling (404) 261 1333.