
Going beyond.

Global SMID Company Growth

Table of Contents

- Going beyond with Polen Capital 3
- Global SMID Company Growth: going beyond fundamentals 10
- A culture of results 20
- Appendix 22
- Disclosures 29

Global SMID Company Growth

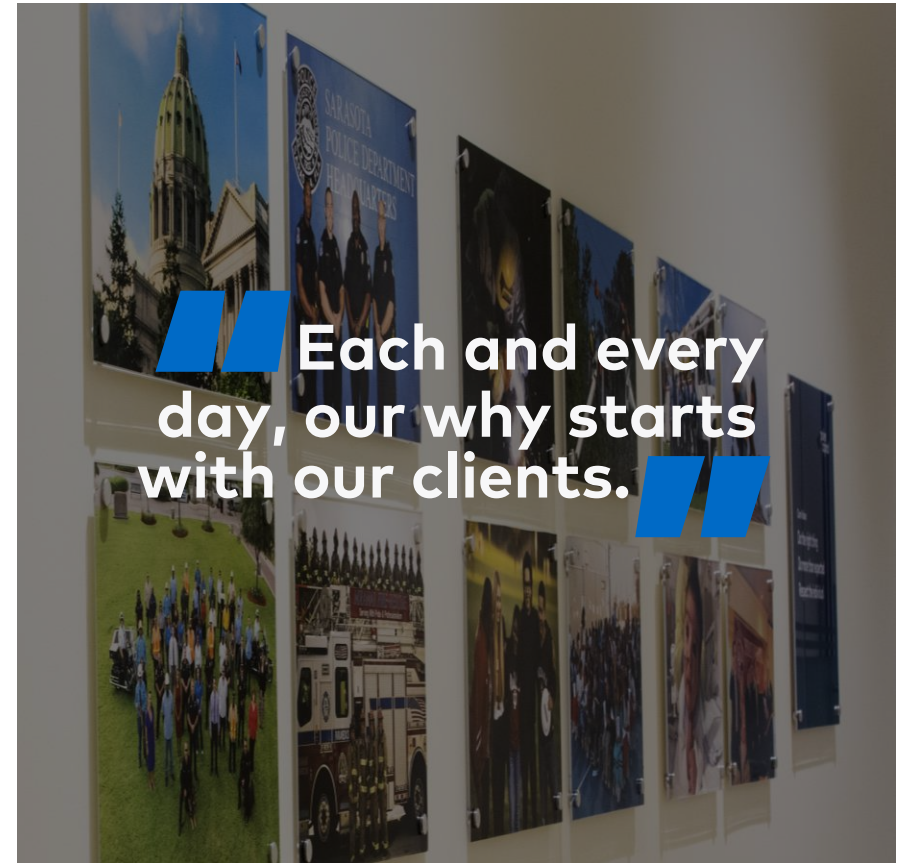
Going beyond with Polen Capital

 **Our mission is to preserve and grow client assets to protect their present and enable their future.** 

Going Beyond Expectations

Polen Capital is a team of experienced investment industry professionals who share an unwavering commitment to our clients, investors, community and each other. For more than three decades, we have been dedicated to serving investors by providing active, high-conviction portfolios. At Polen Capital, we have built a culture of results, and in this, an inherent belief in going beyond what's expected for the people and communities we serve.

- We adhere to a time-tested process of researching and analyzing what we see as the highest-quality companies around the globe
- We invest for the long haul and with a business owner's mindset—giving these companies time to grow
- We remain passionate about our mission to protect and grow capital



We are an Enduring, Purpose-Driven Firm Committed to Sustainability



We are dedicated to doing the right thing for our stakeholders, including our clients, colleagues, and community. We strive to be a leader in environmental, social and governance practices and continually evaluate how we can go beyond and do even better.



We are committed to minimizing our environmental impact through measuring, monitoring, and setting goals for improvement.



We believe that diversity of thought contributes to better outcomes, and we promote diversity within our firm and across the asset management industry.



We are dedicated to a growth mindset and actively support the whole employee through programs to enhance mental and physical well-being, training and personal development.



We cultivate an environment of acceptance and inclusion such that each employee can be their true and best self.



We are passionate about community involvement, sharing our resources and talents to benefit others. We believe the stronger we are as a community, the more enduring we are as a firm.

Independent, High-Conviction Investing with Global Reach

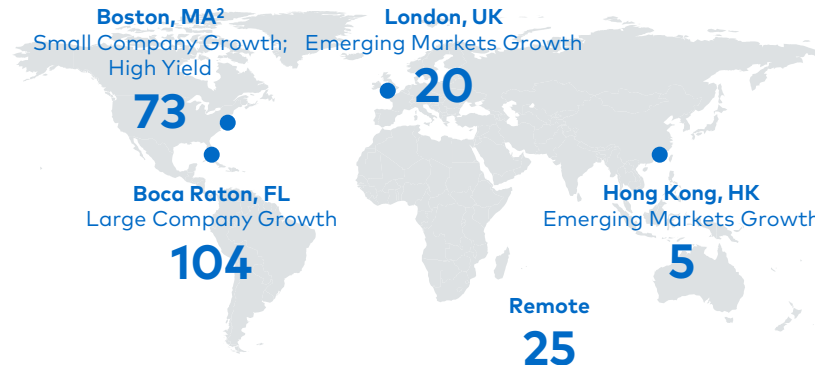
High-Conviction, Active Investment Manager

- Global manager delivering active, high-conviction and competitively advantaged growth equity and high yield credit strategies
- Four autonomous investment franchises: Large Company, Small Company, Emerging Markets and U.S. High Yield
- \$54B¹ of equity assets and \$7B¹ of high yield assets

Employee Owned & Aligned with Clients

- 72% Employees
- 20% iM Global Partner (Passive)
- 8% Polen Family Trust (Passive)

Geographic Footprint & Employees²



1. Assets of March 31, 2023. Asset figures include discretionary and nondiscretionary assets.
2. Polen Capital operates out of two Boston area locations, one in Waltham, MA and one in Boston, MA.
3. Includes Direct investors, Independent, unclassified accounts.
4. Includes private funds and other comingled vehicles.

1979

Year Founded

\$61B

Total Assets

227

Employees

Boca Raton

Headquartered

17

Investment Strategies

45

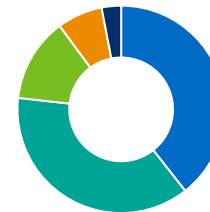
Investment Professionals

\$61B of Total Assets¹



Channel

Wirehouse	30%
Institutional	21%
RIA	14%
Bank & Trust	13%
Independent	6%
Other ³	15%



Vehicle

UMA / WRAP	39%
Separate Accounts	37%
Mutual Fund	13%
UCITS	7%
Other ⁴	3%

A Collaborative & Research-Driven Team

Small Company Growth



Small Company Growth Team Portfolio Managers

U.S Small Company Growth

Rayna Lesser Hannaway, CFA – Head of Team, Portfolio Manager & Analyst

Joined Polen Capital: 2017

Education: B.A. in Economics (summa cum laude) from Barnard College, Columbia University

Whitney Young Crawford – Portfolio Manager, Director of Research & Analyst

Joined Polen Capital: 2019

Education: B.A. in Economics (magna cum laude) from the College of William & Mary and M.B.A. from Duke University Fuqua School of Business

U.S SMID Company Growth

Rayna Lesser Hannaway, CFA – Head of Team, Portfolio Manager & Analyst

Joined Polen Capital: 2017

Education: B.A. in Economics (summa cum laude) from Barnard College, Columbia University

Troy Renauld, CFA – Portfolio Manager & Analyst

Joined Polen Capital: 2018

Education: B.S. in Civil Engineering from the University of Massachusetts Dartmouth and M.B.A. with a Specialization in Asset Management from Boston College

Global SMID Company Growth

Rob Forker – Portfolio Manager & Analyst

Joined Polen Capital: 2018

Education: B.A. in Government from the University of Virginia and M.B.A. from the University of Virginia Darden School of Business

Troy Renauld, CFA – Portfolio Manager & Analyst

Joined Polen Capital: 2018

Education: B.S. in Civil Engineering from the University of Massachusetts Dartmouth and M.B.A. with a Specialization in Asset Management from Boston College

International Small Company Growth

Rob Forker – Portfolio Manager & Analyst

Joined Polen Capital: 2018

Education: B.A. in Government from the University of Virginia and M.B.A. from the University of Virginia Darden School of Business

Troy Renauld, CFA – Portfolio Manager & Analyst

Joined Polen Capital: 2018

Education: B.S. in Civil Engineering from the University of Massachusetts Dartmouth and M.B.A. with a Specialization in Asset Management from Boston College

Global SMID Company Growth

Going beyond fundamentals

Investment Philosophy

Distinguishing Features



Concentrated Portfolio: "High Active Share"

- Portfolios constructed with a select group of high-quality companies that we believe effectively balance stakeholder interests
- High quality measured using guardrails of real organic revenue growth, stable to improving margins, high returns (ROE & ROIC), abundant cash flow, and strong balance sheets
- Strategies invest in 25-40 companies
- Impartial to index sector and position weightings



Long Holding/Compounding Period: "Time Arbitrage"

- Long-term focus on company fundamentals and growth prospects
- Portfolio returns are generated through compounding of competitively advantaged companies owned for many years
- Average holding period is approximately 5 years



Risk Management: "Durable Businesses"

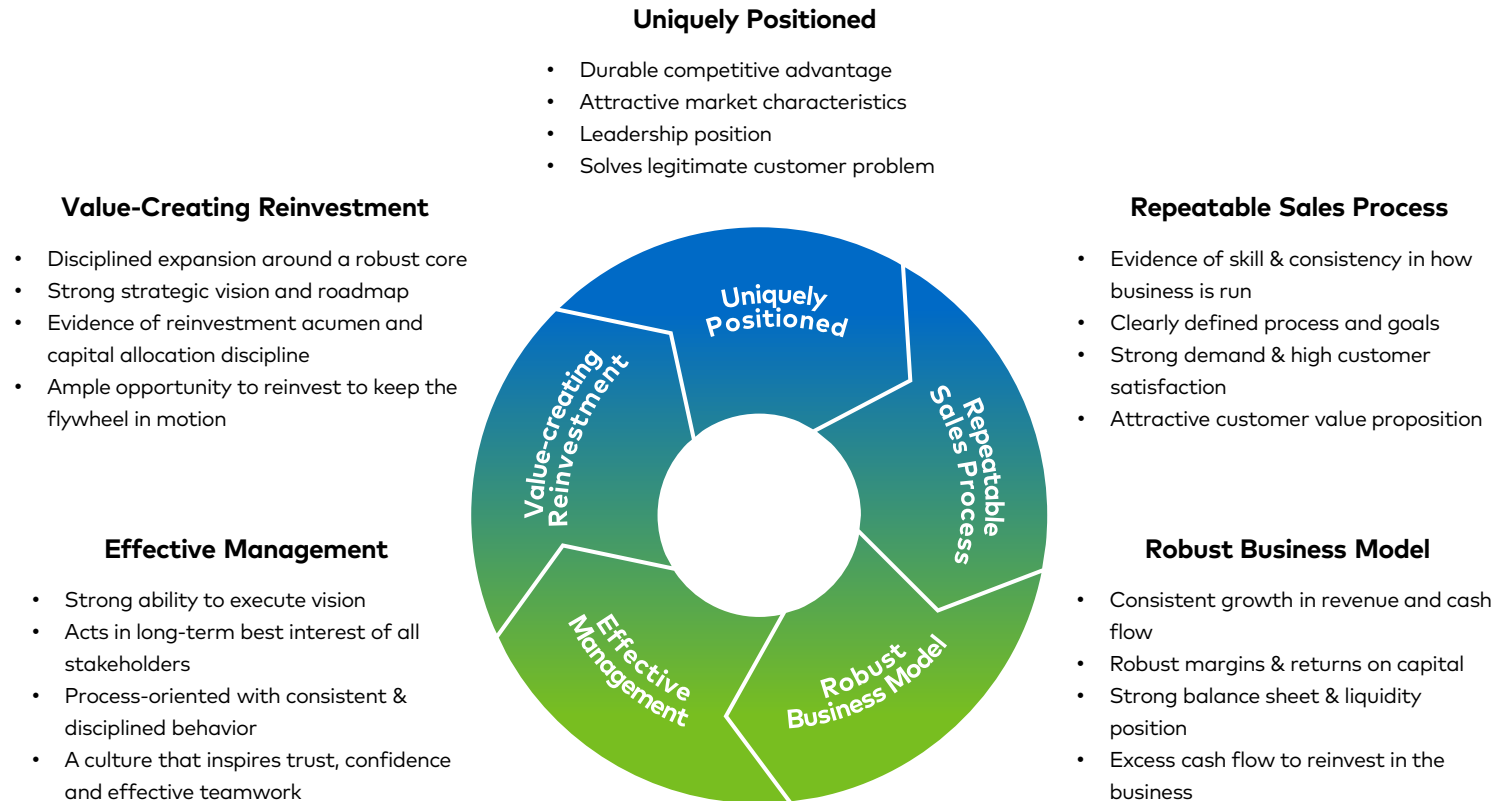
- Seek to only invest in companies with unique value propositions that are competitively advantaged and financially robust— Flywheel Framework creates common language for team
- Typically avoid highly cyclical businesses and binary outcomes
- Focus on long-term preservation of capital
- Portfolio construction parameters include position size limits and sector weight limits



Outcome Orientation: "Absolute Return Mentality"

- Seeking compelling returns
- No market predictions, always fully invested
- Generalist coverage model with a disciplined, collaborative approach seeks to reduce bias and drive better decision-making

High Quality Compounding—The Flywheel



Flywheel conditions must be in place and companies must meet our mid-teens Internal Rate of Return (IRR) hurdle to be included in the portfolio.

There is no guarantee that companies included in the Portfolio will exhibit all of these qualities. This information is not intended to be construed to equate to the expected or projected future performance/returns of a Polen Capital investment or portfolio.

The Polen Capital Investment Process

Global SMID Company Growth

4: Portfolio Construction & Management

- Construct portfolio of competitively advantaged growth businesses
- Continue to monitor objectively
- Utilize unemotional selling–absolute return mentality

3: Iterative Deep Dive Research

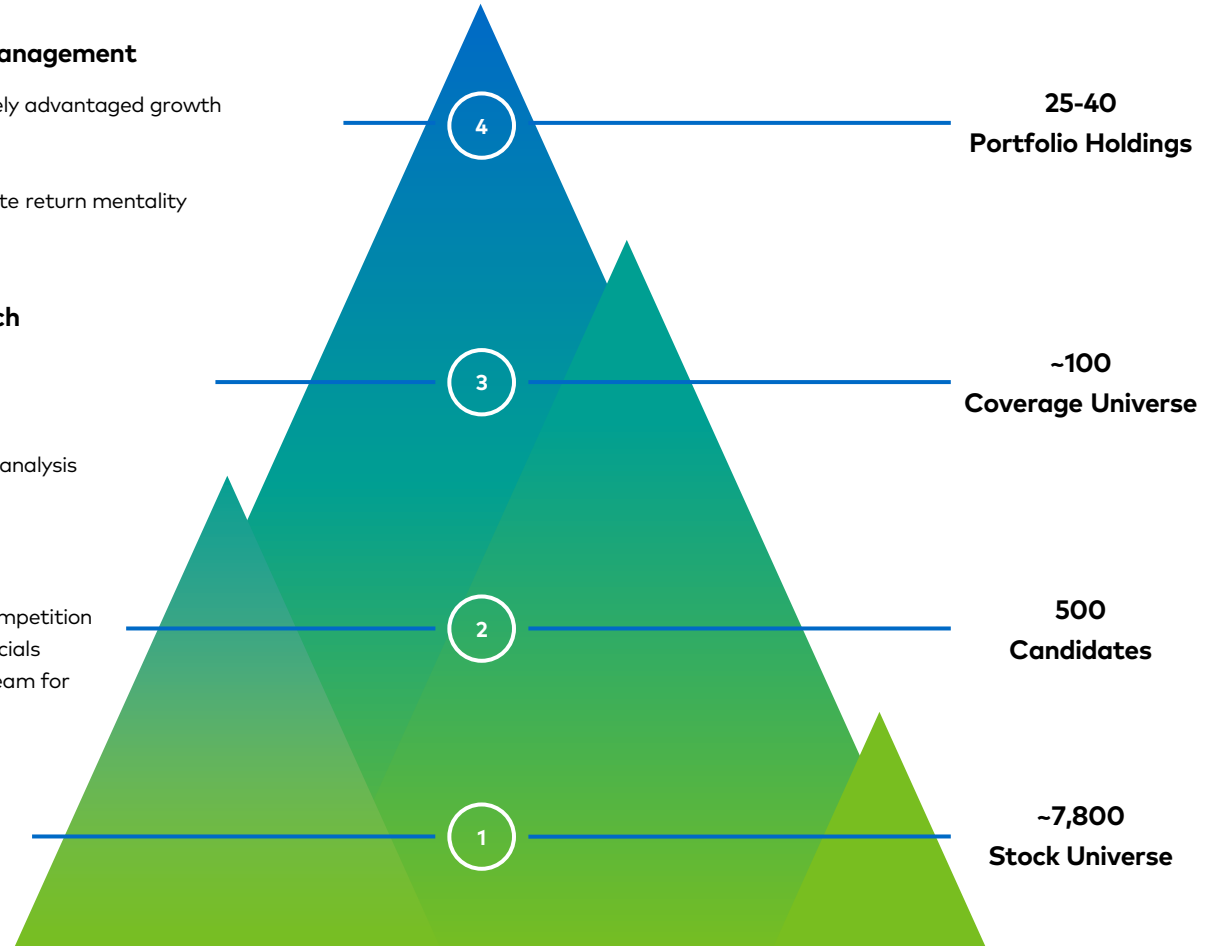
- Fundamental research
- Understand flywheel components
- Discussions with management
- Study corporate culture and ESG analysis

2: Initial Research Project

- Analyze industry structure and competition
- Test sustainability of strong financials
- Present shallow dive analysis to team for collaborative evaluation

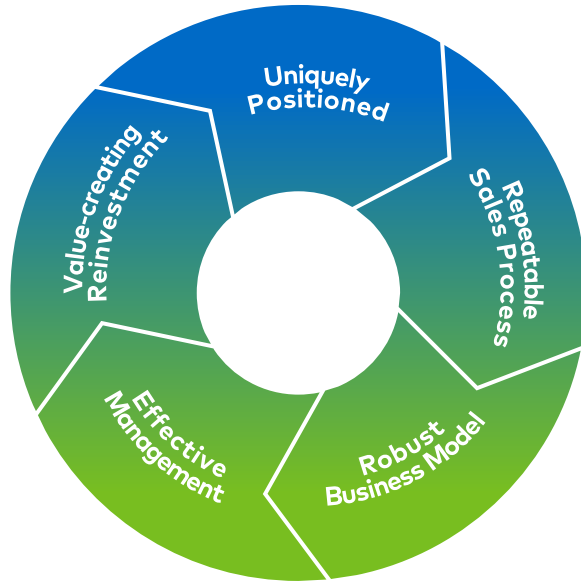
1: Apply Guardrails

- Front-end screens for quality and growth



Sell Discipline—Unemotional Selling

Factors That May Influence Sell Decision



Flywheel Violation

- Threat to competitive advantage
- Deterioration in growth and/or business model
- Change in management philosophy
- Value destroying capital allocation

Market Capitalization

- Commitment to remaining in small/mid cap category
- Target companies between \$1-\$25B at point of purchase

Superior Alternative

- More compelling sustainable growth company
- Attractive risk return profile

Portfolio Construction Discipline

- Risk management
- 10% maximum position size, 50% maximum sector allocation

Portfolio Metrics & Top 10 Holdings

Portfolio Metrics	Polen Global SMID Company Growth	MSCI ACWI SMID
Weighted Average Market Cap	\$7.2B	\$9.1B
Polen Long-Term EPS % Growth Estimates	19.8%	-
P/E/ Forward 12 Months	27.4x	13.7x
Return on Equity	19.6% ¹	14.5%
Net Debt/EBITDA	0.7x	2.7x
Number of Securities	31	7,787
Active Share	99.0%	-
Annual Turnover (Since Inception)	26.9%	-


Top 10 Holdings	GICS Sector	Percentage of Portfolio (%)
1 Floor & Decor Holdings Inc	Consumer Discretionary	5.36
2 Goosehead Insurance Inc	Financials	5.01
3 Five Below Inc	Consumer Discretionary	4.83
4 Euronext NV	Financials	4.53
5 Altus Group Ltd/Canada	Real Estate	4.10
6 Dechra Pharmaceuticals PLC	Health Care	4.03
7 Tecan Group AG	Health Care	4.00
8 Tyler Technologies Inc	Information Technology	3.78
9 Keywords Studios PLC	Information Technology	3.76
10 Revolve Group Inc	Consumer Discretionary	3.56
Total		42.96

As of 03-31-2023. ¹Return on Equity is adjusted and calculated on a weighted average basis. Weighted Average Market Capitalization is a weighted average of the price of each security multiplied by the number of shares outstanding all the securities in the portfolio. Polen Long-Term EPS % Growth Estimates is a Polen Capital estimate of projected long-term earnings growth rates. P/E Forward reflects the weighted harmonic average of all the Price/Earnings ratios of the securities in the fund's portfolio over the specified period. Net debt is calculated by subtracting a company's total cash and cash equivalents from its total short-term and long-term debt. Return on equity (ROE) is a measure of financial performance calculated by dividing net income by shareholders' equity. Net Debt/ Earnings Before Interest, Taxes, Depreciation and Amortization (EBITDA) measures financial leverage and a company's ability to pay off its debt. Active share is a measure of the percentage of stock holdings in a manager's portfolio that differ from the benchmark index. Annual Turnover is the percentage of the portfolio's holdings that have been replaced in a given year. The Global Industry Classification Standard (GICS) is a method for assigning companies to a specific economic sector and industry group that best defines its business operations. Source: Bloomberg, Polen Capital. Please see Disclosures page for disclosure #1, #2 & #4.

Investing Across the Growth Spectrum

Safety*

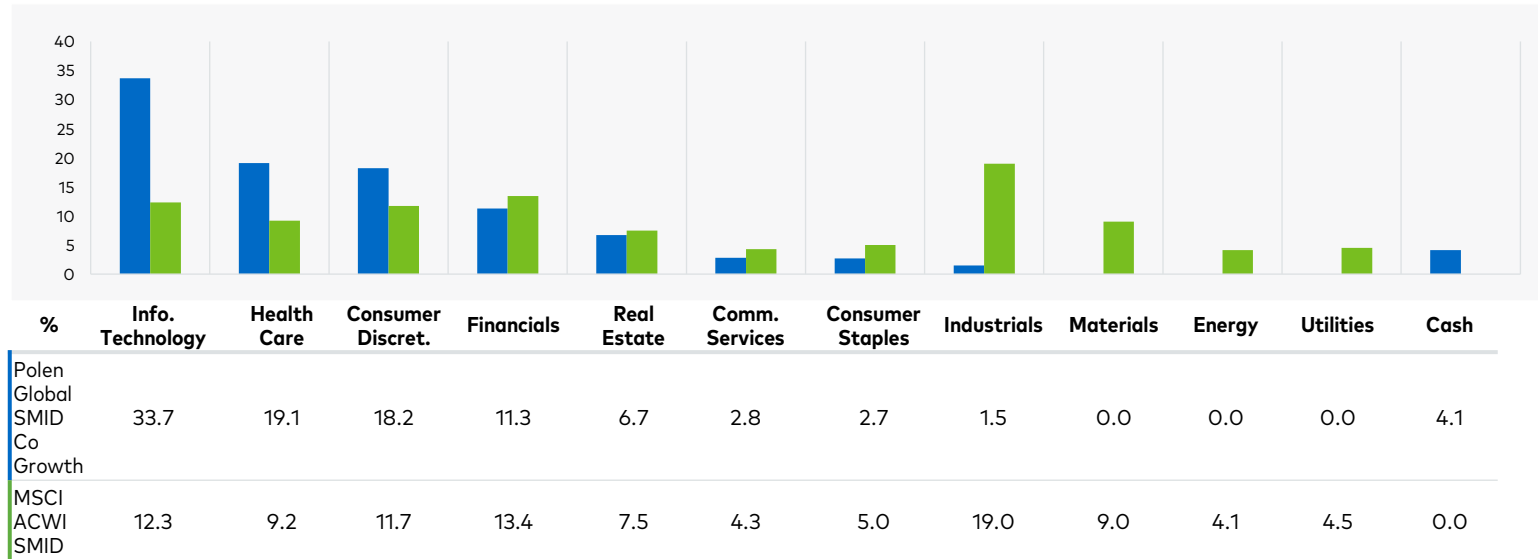
Growth*



Reflects all Global SMID Company Growth portfolio holdings as of 3-31-2023. *Polen Capital's Small Company Growth team defines safety and growth based on their assessment of the qualitative and quantitative characteristics of each company. These factors may include growth rates of earnings before interest, tax, depreciation and amortization (EBITDA), earnings per share (EPS), free cash flow, business model, valuation, durability of competitive advantage, and market psychology at a point in time. Please see Disclosures page for disclosure #1 & #2.

GICS Sector Allocation

Our Focus is on Companies with Long-Term Staying Power



Info. Technology	Health Care	Consumer Discret.	Financials	Real Estate	Comm. Services	Consumer Staples	Industrials
<ul style="list-style-type: none"> Dynatrace Endava Fair Isaac Globant Keywords Studios Kinaxis Koh Young Technology Netcompany Group Paycom Software Temenos Topicus.com Tyler Technologies 	<ul style="list-style-type: none"> Align Technology CompuGroup Medical Dechra Pharmaceuticals Eurofins Scientific Pro Medicus Tecan Group 	<ul style="list-style-type: none"> Five Below Floor & Décor Musti Group Revolve YETI 	<ul style="list-style-type: none"> Euronext Goosehead Insurance TMX Group 	<ul style="list-style-type: none"> Altus Group FirstService 	<ul style="list-style-type: none"> CTS Eventim 	<ul style="list-style-type: none"> Fevertree Drinks 	<ul style="list-style-type: none"> Benefit One

The Polen Capital Proposition

Our steadfast focus on owning **high-quality companies with attractive growth characteristics, predictable cash flow and sustainably high returns on capital** combined with **a collaborative team-based approach** seeks to provide growth opportunities to our clients:

Seeks to lower long-term volatility

Seeks to enable long-term compounding with companies early in their lifecycle


Applies the time-tested Polen philosophy to a highly inefficient market segment

Helps to ensure adherence to consistent process with disciplined action

Leverages collective wisdom and seeks to reduce bias to drive better decision-making

Fosters a culture of continuous learning to drive individual and team improvement

Portfolio World Map



Headquarters	Polen Global SMID Co Growth by Revenue	Polen Global SMID Co Growth by Weight	MSCI ACWI SMID Cap	Market Allocation	Polen Global SMID Co Growth by Revenue	Polen Global SMID Co Growth by Weight	MSCI ACWI SMID Cap
Americas	54%	49%	55%	Developed Markets	85%	91%	88%
North America	51%	48%	54%	Emerging Markets	11%	5%	12%
Latin America	3%	2%	1%	Cash	4%	4%	0%
EMEA	34%	40%	22%				
Europe	32%	40%	19%				
Africa/Mideast	2%	0%	3%				
Asia/Pacific	9%	6%	24%				
Asia/Pacific Ex. Japan	6%	5%	14%				
Japan	3%	1%	10%				
Cash	4%	4%	0%				

As of 3-31-2023. Source: FactSet. Revenue data reported is an estimation based on FactSet's proprietary classification structure and logic. Additional information is available upon request. Developed and emerging markets classifications are consistent with definitions from MSCI. Totals might not add to 100% due to rounding. Please see Disclosures page for disclosure #2 & #4.

Performance

A culture of results

Historical Performance

Polen Global SMID Company Growth - Composite Performance

Trailing Returns	Polen (Gross) (%)	Polen (Net) (%)	MSCI ACWI SMID Net (%)	Excess Return Polen (Net) – MSCI ACWI SMID Net (%)
1Q 2023	9.05	8.89	4.28	4.62
YTD	9.05	8.89	4.28	4.62
1 Year	-17.56	-18.21	-9.44	-8.77
Since Inception (07/01/2021)	-20.70	-21.34	-7.94	-13.40

Calendar Year Returns	Polen (Gross) (%)	Polen (Net) (%)	MSCI ACWI SMID Net (%)	Excess Return Polen (Net) – MSCI ACWI SMID Net (%)
2022	-41.32	-41.77	-18.72	-23.05

As of 03-31-2023. Source: Archer. Annualized returns are presented for periods greater than one year. **Past performance is not indicative of future results.** Returns are presented gross and net of fees and have been calculated after the deduction of all transaction costs and commissions, and include the reinvestment of all income. Please see Disclosures page for disclosure #3 & #4. Please see the attached GIPS Report in the Appendix.

Appendix

Portfolio Activity

2Q 2022

New Buys

Azenta
Keyword Studios
Dechra Pharmaceuticals
Five Below
Tecan Group

Additions

Euronext

Complete Sells

Thule Group
Etsy
RH

Trims

CTS Eventim
Kinaxis
Cochlear

3Q 2022

New Buys

Additions

Keyword Studios
Revolve Group
Goosehead Insurance
Azenta

Complete Sells

Trims

Pro Medicus
TMX Group
Fair Isaac

4Q 2022

New Buys

Eurofins Scientific
Topicus.com
FirstService

Additions

Goosehead Insurance
Dechra Pharmaceuticals

Complete Sells

Trims

Paycom Software
Tecan Group
Kinaxis
TMX Group
Globant

1Q 2023

New Buys

Align Technology

Additions

Dechra Pharmaceuticals
Tyler Technologies
Altus Group

Complete Sells

Kakaku.com
Douzone Bizon
Azenta
Cochlear

Trims

Globant

How We Manage Risk

We define risk as permanent loss of capital. We believe risk mitigation is ingrained in our process.

Business Risk	<ul style="list-style-type: none"> • Independent research: knowing our investments well • Exclusive focus on high-quality businesses
Financial Risk	<ul style="list-style-type: none"> • Strong balance sheets • Low or no debt, self-funding and recurring cash flow
Policy Risk	<ul style="list-style-type: none"> • Avoid highly regulated industries
Macro Risk	<ul style="list-style-type: none"> • Low exposure to cyclical businesses • Consideration of monetary policy, fiscal discipline, trade deficit, terms of trade
Market Risk	<ul style="list-style-type: none"> • Long-term holdings • Expected return: seek to avoid paying the wrong price for the right business
Currency Risk	<ul style="list-style-type: none"> • Diversification by currency • Minimize correlated currency risk (e.g. commodity exporters)
Factor Risk	<ul style="list-style-type: none"> • Portfolio level understanding of factor input risks (e.g. raw milk prices, energy costs)

Small Company Growth Team Biographies

Rayna Lesser Hannaway, CFA – Head of Team, Portfolio Manager & Analyst

Rayna heads the Small Company Growth Team and is lead portfolio manager of the firm's U.S. Small Company Growth and U.S. SMID Company Growth strategies. Prior to joining Polen Capital in 2017, Rayna spent nine years in portfolio management and two years as a research analyst at Fidelity Investments in Boston, evaluating small- and mid-cap companies. She also spent nine years working in small-cap research for Jennison Associates and Lord Abbett & Company. Rayna received a B.A. in Economics from Barnard College, a division of Columbia University, where she graduated summa cum laude. Rayna is a CFA® charterholder and holds a CFA Institute Certificate in ESG Investing. Rayna co-leads Polen's WISE employee resource group, with a goal to support and promote an inclusive and supportive culture for those who identify as women. Rayna is a current member of the Board of Trustees at Shore Country Day School, Big Brothers Big Sisters of Massachusetts Bay, and Raw Artworks.

Rob Forker – Portfolio Manager & Analyst

Rob joined Polen Capital in 2018. Rob is the lead portfolio manager of the firm's International Small Company Growth and Global SMID Company Growth strategies. Prior to joining Polen Capital, Rob worked for 10 years at Loomis, Sayles & Company with six of those years dedicated to the Global Opportunities Growth Fund as a senior equity analyst and four years as an equity analyst in central research. Before business school, Rob worked on the sell-side for five years in New York City. Rob received a B.A. and M.B.A. from the University of Virginia. Rob is a member of the Boston Economic Club.

Troy Renauld, CFA – Portfolio Manager & Analyst

Troy joined Polen Capital in 2018. Troy is the co-portfolio manager of the firm's International Small Company Growth strategy. Prior to joining Polen Capital, Troy worked for almost five years at Bright Rock Capital Management as an Equity Research Analyst. Troy received a B.S. in Civil Engineering from the University of Massachusetts Dartmouth and an M.B.A. with a Specialization in Asset Management from the Boston College Carroll School of Management. Troy is a CFA® charterholder. He also volunteers as a teaching assistant at Boston College and Harvard Business School for courses on investing and fundamental analysis.

Whitney Young Crawford – Portfolio Manager, Director of Research & Analyst

Whitney joined Polen Capital Management in 2019. Prior to joining Polen Capital, Whitney was a Senior Analyst at Manulife Asset Management in Boston, where she worked for four years. Before Manulife, she was an Analyst at Fidelity Investments in Boston focusing primarily on small-cap companies. Whitney received a B.A. in Economics (magna cum laude) from the College of William & Mary and an M.B.A. from Duke University Fuqua School of Business.

Small Company Growth Team Biographies

Shane Smith, CFA – Research Analyst

Shane joined Polen Capital in 2019. Prior to joining Polen Capital, Shane was a research analyst on the Global Small Cap team at Franklin Templeton, where he worked for seven years. Shane received a B.S. in Environmental Horticulture and an M.S. in Management with a Minor in Soil and Water Science from the University of Florida. Shane is a CFA® charterholder.

Christopher Ballard, CFA – Research Analyst

Christopher joined Polen Capital in 2020. Prior to joining Polen Capital, Christopher was a member of the investment research team at Veritable, LP, where he worked for six years. Christopher received a B.A. in Mathematics from the University of Pennsylvania and an M.B.A from the Tuck School of Business at Dartmouth. Christopher is a CFA® charterholder.

Kavi Sud, CFA – Research Analyst

Kavi joined Polen Capital in 2022. Prior to joining Polen Capital, Kavi spent seven years at Manulife Investment Management as Managing Director and Senior Investment Analyst on the Capital Appreciation team. Before Manulife, Kavi worked at Booz Allen Hamilton for five years, serving in an IT consulting role. Kavi received a B.B.A. in Finance from the College of William & Mary and an M.B.A. from the Darden School of Business at the University of Virginia. Kavi is a CFA® charterholder.

Iris Chipendo – Research Associate

Iris joined Polen Capital in 2021. Prior to joining Polen Capital, Iris was a technician at Rockefeller University, where she conducted research in a neurophysics laboratory. Iris received a B.A. in Molecular Biology and Biochemistry from Wesleyan University and an M.B.A from Rutgers Business School.

GIPS Report

Global SMID Company Growth Composite—GIPS Composite Report

Year End	Total (\$Millions)	UMA	Firm	Composite Assets		Annual Performance Results				3 Year Standard Deviation ²	
		Assets (\$Millions)	Assets (\$Millions)	U.S. Dollars (\$Millions)	Number of Accounts	Composite Gross (%)	Composite Net (%)	MSCI ACWI SMID (%)	Composite Dispersion (%)	Polen Gross (%)	MSCI ACWI SMID (%)
2022	48,143	18,053	36,959	21.26	3	-41.32	-41.77	-18.72	0.0	N/A	N/A
2021*	82,789	28,884	53,905	13.20	2	4.12	3.61	2.81	N/A	N/A	N/A

Performance % as of 12-31-2022:

(Annualized returns are presented for periods greater than one year)

	1 Yr	5 Yr	10 Yr	Inception
Polen Global SMID Company Growth (Gross)	-41.32	-	-	-27.94
Polen Global SMID Company Growth (Net)	-41.77	-	-	-28.54
MSCI ACWI SMID Net	-18.72	-	-	-11.67

* Represents partial period (July 1, 2021 through December 31, 2021), assets and accounts are as of December 31, 2022.

²A 3 Year Standard Deviation is not available for 2021 and 2022 due to 36 monthly returns are not available.

Some versions of this GIPS Report previously included assets of the Firm's wholly-owned subsidiary in the 2022 Firm Assets figure, in error. The figure above has been corrected to no longer count assets at the subsidiary level.

N/A - There are five or fewer accounts in the composite the entire year. Total assets and UMA assets are supplemental information to the GIPS Composite Report. While pitch books are updated quarterly to include composite performance through the most recent quarter, we use the GIPS Report that includes annual returns only. To minimize the risk of error we update the GIPS Report annually. This is typically updated by the end of the first quarter.

The Global SMID Company Growth Composite created and incepted on July 1, 2021 contains fully discretionary global SMID company growth accounts that are not managed within a wrap fee structure and for comparison purposes is measured against MSCI ACWI SMID Cap. Effective January 2022, fully discretionary SMID company equity accounts managed as part of our Global SMID Company Growth strategy that adhere to the rules and regulations applicable to registered investment companies subject to the U.S. Investment Company Act of 1940 were included into the Global SMID Company Growth Composite. The accounts comprising the portfolios are highly concentrated and are not constrained by EU diversification regulations.

Polen Capital Management claims compliance with the Global Investment Performance Standards (GIPS®) and has prepared and presented this report in compliance with the GIPS standards. Polen Capital Management has been independently verified for the periods April 1, 1992 through June 30, 2022. The verification reports are available upon request. A firm that claims compliance with the GIPS standards must establish policies and procedures for complying with all the applicable requirements of the GIPS standards. Verification provides assurance on whether the firm's policies and procedures related to composite and pooled fund maintenance, as well as the calculation, presentation, and distribution of performance, have been designed in compliance with the GIPS standards and have been implemented on a firm-wide basis. Verification does not provide assurance on the accuracy of any specific performance report.

Polen Capital Management is an independent registered investment adviser. Polen Capital Management invests exclusively in equity portfolios consisting of high-quality companies but also has a subsidiary, Polen Capital Credit, LLC, that specializes in high yield securities and special situations investing. A list of all composite and pooled fund investment strategies offered by the firm, with a description of each strategy, is available upon request. In July 2007, the firm was reorganized from an S-corporation into an LLC and changed names from Polen Capital Management, Inc. to Polen Capital Management, LLC.

Results are based on fully discretionary accounts under management, including those accounts no longer with the firm.

Effective January 1, 2022, composite policy requires the temporary removal of any portfolio incurring a client initiated significant net cash inflow or outflow of 10% or greater of portfolio assets. The U.S. Dollar is the currency used to express performance. Returns are presented gross and net of management fees and include the reinvestment of all income. Net of fee performance was calculated using either actual management fees or highest fees for fund structures. The annual composite dispersion presented is an asset-weighted standard deviation using returns presented gross of management fees calculated for the accounts in the composite the entire year. Policies for valuing investments, calculating performance, and preparing GIPS Reports are available upon request.

The separate account management fee schedule is as follows:

Institutional: Per annum fees for managing accounts are 100 basis points (1.00%) on the first \$50 Million and 85 basis points (0.85%) on all assets above \$50 Million of assets under management. **HNW:** Per annum fees for managing accounts are 175 basis points (1.75%) of the first \$500,000 of assets under management and 125 basis points (1.25%) of amounts above \$500,000 of assets under management. Actual investment advisory fees incurred by clients may vary.

The per annum fee schedule for managing the Polen Global SMID Company Growth Fund, which is included in the Global SMID Company Growth Composite, is 100 basis points (1.00%). The total annual fund operating expenses are up to 125 basis points (1.25%). As of 4/30/2022, the mutual fund expense ratio goes up to 1.25%. This figure may vary from year to year.

Past performance does not guarantee future results and future accuracy and profitable results cannot be guaranteed. Performance figures are presented gross and net of management fees and have been calculated after the deduction of all transaction costs and commissions. Portfolio returns are net of all foreign non-reclaimable withholding taxes. Reclaimable withholding taxes are reflected as income if and when received. Polen Capital is an SEC registered investment advisor and its investment advisory fees are described in its Form ADV Part 2A. The advisory fees will reduce clients' returns. The chart below depicts the effect of a 1% management fee on the growth of one dollar over a 10 year period at 10% (9% after fees) and 20% (19% after fees) assumed rates of return.

The MSCI ACWI SMID Cap is a market capitalization weighted equity index that measures the performance of the mid and small-cap segments across developed and emerging market countries. The index is maintained by Morgan Stanley Capital International. The volatility and other material characteristics of the indices referenced may be materially different from the performance achieved. In addition, the composite's holdings may be materially different from those within the index. Indices are unmanaged and one cannot invest directly in an index.

The information provided in this document should not be construed as a recommendation to purchase or sell any particular security. There is no assurance that any securities discussed herein will remain in the composite or that the securities sold will not be repurchased. The securities discussed do not represent the composite's entire portfolio. Actual holdings will vary depending on the size of the account, cash flows, and restrictions. It should not be assumed that any of the securities transactions or holdings discussed will prove to be profitable, or that the investment recommendations or decisions we make in the future will be profitable or will equal the investment performance of the securities discussed herein. A complete list of our past specific recommendations for the last year is available upon request.

Return	1 Year	2 Years	3 Years	4 Years	5 Years	6 Years	7 Years	8 Years	9 Years	10 Years
10%	1.10	1.21	1.33	1.46	1.61	1.77	1.95	2.14	2.36	2.59
9%	1.09	1.19	1.30	1.41	1.54	1.68	1.83	1.99	2.17	2.37
20%	1.20	1.44	1.73	2.07	2.49	2.99	3.58	4.30	5.16	6.19
19%	1.19	1.42	1.69	2.01	2.39	2.84	3.38	4.02	4.79	5.69

GIPS® is a registered trademark of CFA Institute. CFA Institute does not endorse or promote this organization, nor does it warrant the accuracy or quality of the content contained herein.

Disclosures

1. The information provided in this document should not be construed as a recommendation to purchase or sell any particular security. There is no assurance that any securities discussed herein will be in the composite at the time you receive this document or that any securities sold have not been repurchased. The securities discussed do not necessarily represent the composite's entire portfolio. Actual holdings will vary depending on the size of the account, cash flows, restrictions, and any trade orders in progress on the date as of when holdings are shown. It should not be assumed that any of the securities transactions or holdings discussed were or will prove to be profitable or that any investment recommendations we make in the future will equal the investment performance of the securities discussed herein. For a complete list of Polen's past specific recommendations holdings and current holdings as of the current quarter end, please contact info@polencapital.com.
2. Portfolio characteristics are shown as of March 31, 2023. There can be no guarantee that the portfolio will exhibit identical or similar characteristics to those shown at any future time of investment. Investments are subject to risks, including the possibility that the value of any investment (and income derived thereof (if any)) can increase, decrease or in some cases, be entirely lost and investors may not get back the amount originally invested. This document does not identify all the risks (direct or indirect) or other considerations which might be material to you when entering any financial transaction. The views and strategies described may not be suitable for all clients.
3. Supplemental information to the fully compliant composite performance which accompanies this presentation. **Past performance is not indicative of future results.**
4. The volatility and other material characteristics of the indices referenced may be materially different from the performance achieved. In addition, the composite's holdings may be materially different from those within the Index. Indices are unmanaged and one cannot invest directly in an index. The MSCI ACWI SMID Cap is a market capitalization weighted equity index that measures the performance of the mid and small-cap segments across developed and emerging market countries. The index is maintained by Morgan Stanley Capital International.

The information in this document has been prepared without taking into account individual objectives, financial situations or needs. It should not be relied upon as a substitute for financial or other specialist advice. This document is provided on a confidential basis for informational purposes only and may not be reproduced in any form or transmitted to any person without authorization from Polen Capital Management.

polencapital.com

Boca Raton | Boston | London

polen
capital