

Dolan McEniry at a Glance

- Founded in 1997
- Located in Chicago, IL
- Fixed income value investors in U.S. corporate bonds
- 24 Employees

Firm Assets Under Management

\$12,938MM as of March 31, 2025

Strategy Assets Under Management

\$600MM as of March 31, 2025

Objective

The Dolan McEniry Short Duration strategy seeks to provide excess returns through the identification of undervalued corporate bonds using free cash flow credit analysis.

Features and Benefits

- Process seeks to identify corporate bond securities that offer notable yield advantage over Treasury securities
- Seeks to achieve value over time by focusing on creditworthy issuers that trade at wide spreads
- Experienced manager that is focused solely on fixed income management, with a specialty in corporate bonds

Vehicles

Separate Account

Portfolio Managers

Daniel D. Dolan, Jr.
Roger S. McEniry
Schaffer Degen, CFA
Robert W. Greber III, CFA
Riley Liegel

Contact

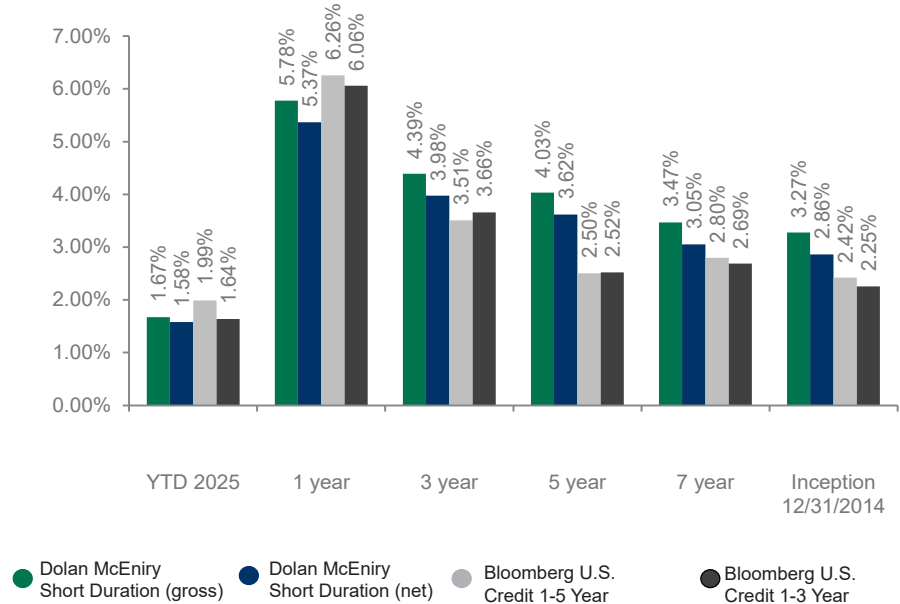
Katheryn Calderon
Stephen Schubert
PH: (312) 345-4800
FX: (312) 345-4810
clientservice@dolanmceniry.com

120 N LaSalle Street
Suite 1510
Chicago, IL 60602
www.dolanmceniry.com

Dolan McEniry Short Duration Strategy Overview

Dolan McEniry Short Duration is a fixed income investment product that utilizes U.S. corporate investment grade, U.S. corporate high yield and U.S. Treasury securities. Dolan McEniry Short Duration is approximately 60% U.S. corporate investment grade bonds and 40% U.S. corporate high yield bonds. The composite has an average duration target of 3 years or less. The Dolan McEniry Short Duration Composite was created on December 31, 2015 and includes short duration mandate accounts going back to December 31, 2014.

Performance



Investment Strategy and Process

Dolan McEniry searches for bonds that trade at wide spreads and attractive prices but are issued by companies with acceptable levels of credit risk. The firm's core competence is credit analysis and it does its credit research in-house, not relying at all on credit ratings or third party research. The firm takes a lender's approach to fixed income investing.

Dolan McEniry creates concentrated portfolios of its best ideas. The number of issuers in the product ranges from 40 to 45. This number of holdings provides diversification and yet allows clients to benefit from the firm's analysis.

Strategy Risk Information

	1 Year	3 Year	5 Year	7 Year	Inception
Sharpe Ratio	0.15	-0.13	0.31	0.17	0.37
Excess Return vs Credit 1-5 Year	-0.85	0.51	1.13	0.27	0.45
Excess Return vs Credit 1-3 Year	-0.65	0.36	1.12	0.38	0.62
Information Ratio vs Credit 1-5 Year	-0.74	0.34	0.89	0.18	0.35
Information Ratio vs Credit 1-3 Year	-1.11	0.24	0.81	0.22	0.43
Tracking Error vs Credit 1-5 Year	1.15	1.49	1.27	1.47	1.29
Tracking Error vs Credit 1-3 Year	0.59	1.49	1.37	1.72	1.45

The Strategy Risk Information data is reported as of 03/31/2025 by eVestment Alliance. eVestment Alliance (eA) is an innovative, web-based provider of comprehensive investment information and analytic technology. eVestment Alliance collects information directly from investment management firms and other sources believed to be reliable. Returns for periods exceeding 12 months are annualized. Past performance is no guarantee of future results. The data above is net of fees.

Strategy Management

- Bottom up approach focusing on credit analysis and adding value to client portfolios through the identification and selection of bonds Dolan McEniry believes are undervalued
- Does not invest in the securities of banks or broker dealers
- Duration neutral to the benchmark
- All maturities are ten years or less
- Position sizes are approximately 3%

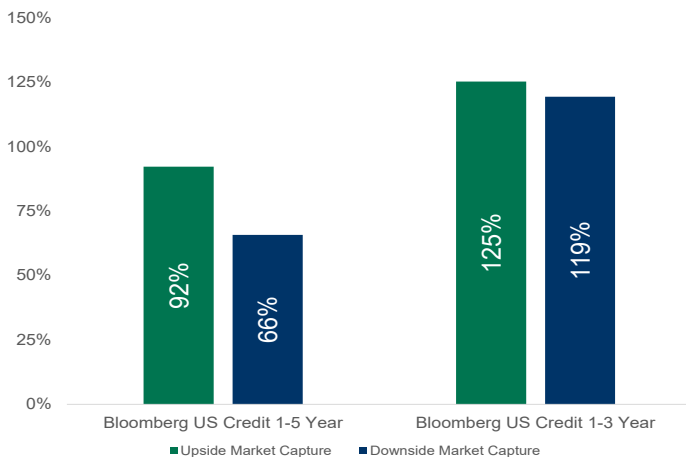
Statistics

	Dolan McEniry Short Duration	Bloomberg U.S. Credit 1 - 5 Year	Bloomberg U.S. Credit 1 - 3 Year
Effective Duration	1.72 years	2.65 years	1.86 years
Average Coupon	4.52%	3.99%	3.72%
Current Yield	4.26%	4.04%	3.77%
Yield to Worst	4.79%	4.57%	4.48%
Yield to Maturity	4.80%	4.58%	4.49%

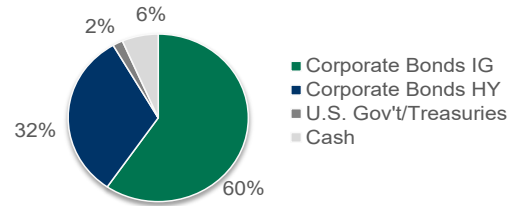
Credit Quality (%)

	Dolan McEniry Short Duration	Bloomberg U.S. Credit 1 - 5 Year	Bloomberg U.S. Credit 1 - 3 Year
AAA	8.34	11.43	11.02
AA	0.00	9.51	11.10
A	2.63	40.78	42.23
BBB	56.95	38.28	35.65
BB	29.18	0.00	0.00
B	2.90	0.00	0.00
CCC	0.00	0.00	0.00
Average	BBB	A2/A3	A2/A3

Upside Downside Market Capture



Sector Distribution:



Duration Distribution (%)

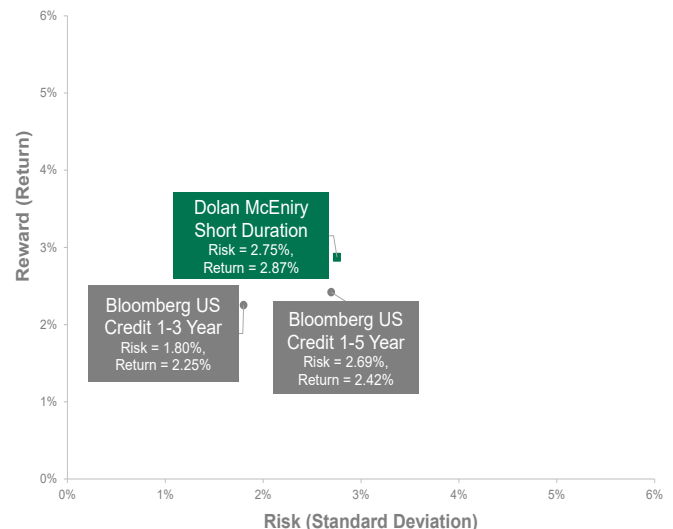
	Dolan McEniry Short Duration	Bloomberg U.S. Credit 1 - 5 Year	Bloomberg U.S. Credit 1 - 3 Year
Less than 1 year	28.30	1.95	3.60
1 to 3 years	50.30	59.61	96.40
3 to 5 years	21.40	38.44	0.00
5 to 7 years	0.00	0.00	0.00
7 to 10 years	0.00	0.00	0.00
More than 10 years	0.00	0.00	0.00

Maturity Distribution (%)

	Dolan McEniry Short Duration	Bloomberg U.S. Credit 1 - 5 Year	Bloomberg U.S. Credit 1 - 3 Year
Less than 1 year	25.50	0.00	0.00
1 to 3 years	45.00	53.88	100.00
3 to 5 years	29.50	46.12	0.00
5 to 7 years	0.00	0.00	0.00
7 to 10 years	0.00	0.00	0.00
More than 10 years	0.00	0.00	0.00

Risk Profile

Dolan McEniry Short Duration composite risk profile versus its benchmarks since inception.



Dolan McEniry Short Duration inception date is 12/31/2014. eVestment Alliance (eA) is an innovative, web-based provider of comprehensive investment information and analytic technology. eVestment Alliance collects information directly from investment management firms and other sources believed to be reliable. The Risk Profile and Upside Downside Market Capture data is reported since inception by eVestment Alliance as of 03/31/2025. The statistics do not reflect a representation of any one client's experience. Information shown is supplemental to GIPS Report, which are included at the end of this presentation on pages 4-5. A complete list and description of composites is available upon request. The calculation methodology for upside/downside market capture is available upon request. Returns for periods exceeding 12 months are annualized. Past performance is no guarantee of future results. Please see composite disclosures. The data is net of fees.

Market Review

During the first quarter of 2025, mixed returns were seen in many fixed income and equity indices. Markets continued to grapple with uncertainty across multiple aspects, including trade policy, consumer sentiment, and economic growth.

As a result, U.S Treasury rates decreased and corporate spreads widened. Overall, credit quality remains strong although there have been pockets of deterioration. Dolan McEniry will continue to monitor markets for any opportunities that may arise.

During the quarter, treasury rates decreased, as the 10 year U.S. Treasury yield decreased from 4.58% to 4.21%, the 5 year yield decreased from 4.38% to 3.95% and the 2 year yield decreased from 4.24% to 3.89%.

Per Bloomberg data, spreads of corporate investment grade bonds widened 14 basis points during the quarter to an average option adjusted spread ("OAS") of +94 basis points. The OAS of the Bloomberg Corporate High Yield Index widened 63 basis points to +350 basis points at quarter end.

Portfolio Commentary

During the quarter, the Dolan McEniry Short Duration Composite had a gross return of +1.67% and +1.58% net versus the Bloomberg Barclays Credit 1-5 Year Index which returned +1.99% and the Bloomberg Barclays Credit 1-3 Year Index which returned +1.64%. Sector attribution versus the benchmark is provided in the following table:

	Dolan McEniry Short Duration (Gross)	Dolan McEniry Short Duration (Net)	Bloomberg U.S. Credit 1-5 Year	Bloomberg U.S. Credit 1-3 Year
Treasuries/ Government Related	+0.77%	+0.77%	+2.13%	+1.73%
Corporate Bonds IG	+1.65%	+1.65%	+1.96%	+1.62%
Corporate Bonds HY	+1.75%	+1.75%	+0.00%	+0.00%
Cash (including fees)	+1.37%	+1.28%	+0.00%	+0.00%
Total	+1.67%	+1.58%	+1.99%	+1.64%

On a relative basis the Dolan McEniry Short Duration Composite underperformed the Credit 1-5 Year benchmark by 32 basis points gross during the quarter. The underperformance was driven by security selection in the corporate investment grade sector. Yield curve positioning and duration had a negative effect on performance versus the benchmark.

On a relative basis the Dolan McEniry Short Duration Composite outperformed the Credit 1-3 Year benchmark by 3 basis points gross during the quarter. The outperformance was driven by security selection in the corporate investment grade sector. Yield curve positioning and duration had a positive effect on performance versus the benchmark.

Outlook and Strategy

Dolan McEniry believes that client portfolios are positioned to provide reasonable absolute and relative returns going forward. Dolan McEniry's core competence is credit analysis, and we focus on a company's ability to generate generous amounts of free cash flow over time in relation to its indebtedness. Investment safety and risk mitigation are of primary importance as we continue to search for undervalued fixed income securities. As of March 31st, the Dolan McEniry Short Duration Composite had a +22 basis point yield premium to the Credit 1-5 Year benchmark and a +31 basis point yield premium to the Credit 1-3 Year benchmark, which we believe will allow the portfolio to perform well versus the benchmarks over time.

Security Selection

Top Performers	Bottom Performers
Olin Corp.	MGM Resorts International
Boyd Gaming Corp.	U.S. Treasuries
SBA Communications Corp.	Tenet Healthcare Corp.

This presentation is for informational purposes only and should not be taken as a recommendation to purchase any individual security. The securities listed above do not represent all of the securities purchased, sold, or recommended to clients. A complete description of Dolan McEniry's performance calculation methodology, including a complete list of each security that contributed to the performance of the account highlighted above, is available upon request. Please contact Dolan McEniry at clientservice@dolanmceniry.com for additional information. Past performance is no guarantee of future results. Certain information contained in this Presentation constitutes "forward-looking statements;" the actual performance of the investments may differ materially from those reflected or contemplated in such forward-looking statements.

Year	Total Firm Assets (USD Millions)	Composite Assets (USD Millions)	% of Bundled Fee Accounts	Composite Accounts at Year-End	Composite Gross Return	Composite Net Return	Composite Net of Maximum Annual Advisory and Maximum Product Fee ³	Bloomberg U.S. Credit 1-5 Year Return	Bloomberg U.S. Credit 1-3 Year Return	Composite ¹ Dispersion	3-Yr Annualized St Deviation (%) ²		
											Dolan McEniry Short Duration	Bloomberg U.S. Credit 1-5 Year	Bloomberg U.S. Credit 1-3 Year
2015	4,903	50.2	0.0	2	1.77%	1.37%	-1.13%	1.06%	0.85%	N/A			
2016	5,886	36.9	0.0	2	4.57%	4.15%	1.67%	2.58%	2.11%	N/A			
2017	6,339	175.4	0.0	3	3.20%	2.79%	0.30%	2.32%	1.66%	N/A	0.98%	1.35%	0.80%
2018	6,176	164.5	11.7	16	1.54%	1.14%	-1.36%	1.11%	1.64%	N/A	0.98%	1.35%	0.84%
2019	6,934	49.2	78.1	35	6.74%	6.31%	3.84%	6.58%	5.01%	0.17%	1.07%	1.36%	0.90%
2020	7,994	229.1	21.8	48	4.17%	3.75%	1.27%	5.19%	3.69%	0.30%	3.68%	2.67%	1.81%
2021	7,661	250.7	22.5	56	1.01%	0.60%	-1.89%	-0.55%	-0.17%	0.08%	3.68%	2.69%	1.82%
2022	7,354	268.9	77.2	70	-3.02%	-3.41%	-5.92%	-5.56%	-3.40%	0.29%	4.40%	3.67%	2.47%
2023	9,492	218.1	42.8	69	7.18%	6.76%	4.28%	5.94%	5.28%	0.25%	3.15%	3.49%	2.30%
2024	12,603	570.1	13.5	68	5.11%	4.69%	2.21%	4.72%	5.11%	0.10%	3.28%	3.81%	2.56%
YTD 2025	12,938	595.5		72	1.67%	1.58%	0.95%	1.99%	1.64%				

1. Composite dispersion is not presented for years where there are 5 or fewer portfolios in the composite for the full year because it is not statistically meaningful.
2. The 3-year ex-post standard deviation is not required to be presented for periods prior to 2011 or when 36 monthly composite returns are not available.
3. Returns are calculated and presented as net of maximum annual advisory fee, 2.50%, plus the maximum product manager fee, 0.40%.

Compliance Statement

Dolan McEniry Capital Management, LLC claims compliance with the Global Investment Performance Standards (GIPS®) and has prepared and presented this report in compliance with the GIPS standards. Dolan McEniry Capital Management, LLC has been independently verified for the periods September 30, 1997 through December 31, 2023. A firm that claims compliance with the GIPS standards must establish policies and procedures for complying with all the applicable requirements of the GIPS standards. Verification provides assurance on whether the firm's policies and procedures related to composite and pooled fund maintenance, as well as the calculation, presentation, and distribution of performance, have been designed in compliance with the GIPS standards and have been implemented on a firm-wide basis. The Dolan McEniry Short Duration Composite has had a performance examination for the periods December 31, 2014 through December 31, 2023. The verification and performance examination reports are available upon request.

Definition of the Firm

Dolan McEniry Capital Management, LLC is an independent investment management firm established in 1997 and is an SEC registered investment adviser. Registration of an adviser does not imply a certain level of skill or training. Dolan McEniry Capital Management, LLC manages fixed income accounts utilizing Dolan McEniry's specific strategies for institutional and individual clients.

Definition of the Composite

Dolan McEniry Short Duration Composite is a fixed income investment product benchmarked against the Bloomberg U.S. Credit 1-5 Year Index. In this strategy, the firm utilizes U.S. corporate investment grade, U.S. corporate high yield and U.S. Treasury securities. Dolan McEniry Short Duration is approximately 60% U.S. corporate investment grade bonds and 40% U.S. corporate high yield bonds. The composite has an average duration target of 3 years or less. The Dolan McEniry Short Duration Composite was created on December 31, 2015 and includes short duration mandate accounts going back to December 31, 2014.

Benchmark

Bloomberg U.S. Credit 1-5 Year Index This Index is the 1-5 year maturity component of the Bloomberg U.S. Credit Index. Must have a maturity from 1 up to (but not including) 5 years. The Index includes both corporate and non-corporate sectors. The corporate sectors are Industrial, Utility, and Finance, which include both U.S. and non-U.S. corporations. The non-corporate sectors are Sovereign, Supranational, Foreign Agency, and Foreign Local Government.

Bloomberg U.S. Credit 1-3 Year Index

This Index is the 1-3 year maturity component of the Bloomberg U.S. Credit Index. Must have a maturity from 1 up to (but not including) 3 years. The Index includes both corporate and non-corporate sectors. The corporate sectors are Industrial, Utility, and Finance, which include both U.S. and non-U.S. corporations. The non-corporate sectors are Sovereign, Supranational, Foreign Agency, and Foreign Local Government.

Intra-month cash flows from interest and principal payments contribute to monthly Index returns but are not reinvested at a short-term reinvestment rate between rebalance dates. At each rebalancing, cash is effectively reinvested into the returns universe for the following month so that Index results over two or more months reflect monthly compounding. One cannot invest directly in an Index.

List of Composites

A complete listing and description of all composites, limited distribution pooled funds, and broad distribution pooled funds is available upon request.

Dispersion

The dispersion of annual returns is measured by the asset weighted standard deviation across gross portfolio returns represented within the composite for the full year.

Performance

Gross and net performance is net of all trading expenses. Composite Net Returns are presented net of actual investment management fees. Composite Net of Maximum Annual Advisory and Product Fee returns are calculated by subtracting 1/12th of 2.90% from the monthly gross return. 2.90% represents the maximum wrap fee that a sponsor may charge clients seeking investment management services in the designated strategy. Wrap fees may include, among others, custodial fees, portfolio management fees, administrative fees and transactional fees. The maximum product fee Dolan McEniry charges for management of a client portfolio is 40 basis points. The maximum wrap fee charged by a wrap platform is 250 basis points annually. All returns are based in U.S. dollars and computed using a time-weighted total return. Composite returns are asset weighted individual portfolios computed monthly. Returns for periods exceeding 12 months are annualized. The Dolan McEniry Short Duration Composite includes both price performance and coupon/dividend income as does the Bloomberg U.S. Credit 1-5 Year Index. Results reflect the reinvestment of dividends, interest and other earnings. The Dolan McEniry performance reflected above is not necessarily indicative of future results and, as a composite of different accounts, does not necessarily reflect the exact performance of any specific account. Policies for valuing investments, calculating performance, and preparing GIPS Reports are available upon request.

Fee Schedule

Dolan McEniry Capital Management, LLC's standard fee is 0.40% (40bps) of assets under management.

Disclaimer

Past performance is no guarantee of future results. Investing is speculative and involves risk, including the possible loss of principal. Historical returns should not be used as the primary basis for investment decisions. This product should be considered based on the suitability of its strategy in relation to return objectives, risk tolerances, and other investments. Although the statements of fact and data in this document have been obtained from or based upon sources believed to be reliable, Dolan McEniry Capital Management, LLC makes no warranties or representation as to their accuracy, correctness, or reliability, and assumes no liability or responsibility for any omissions or errors.

GIPS® is a registered trademark of CFA Institute. CFA Institute does not endorse or promote this organization, nor does it warrant the accuracy or quality of the content contained herein.

The investment strategies described herein are those of Dolan McEniry Capital Management, LLC. These materials are being provided for illustrative and informational purposes only. The information contained herein is obtained from multiple sources that are believed to be reliable. However, such information has not been verified, and may be different from the information included in documents and materials created by the sponsor firm in whose investment program a client participates. Some sponsor firms may require that these Dolan McEniry Capital Management, LLC materials are preceded or accompanied by investment profiles or other documents or materials prepared by such sponsor firms, which will be provided upon request. For additional information, documents and/or materials, please contact sponsor firm.